

# MAXXIS®



**2018 BICYCLE**

**NORTH AMERICA**

## MAXXIS DISTRIBUTION




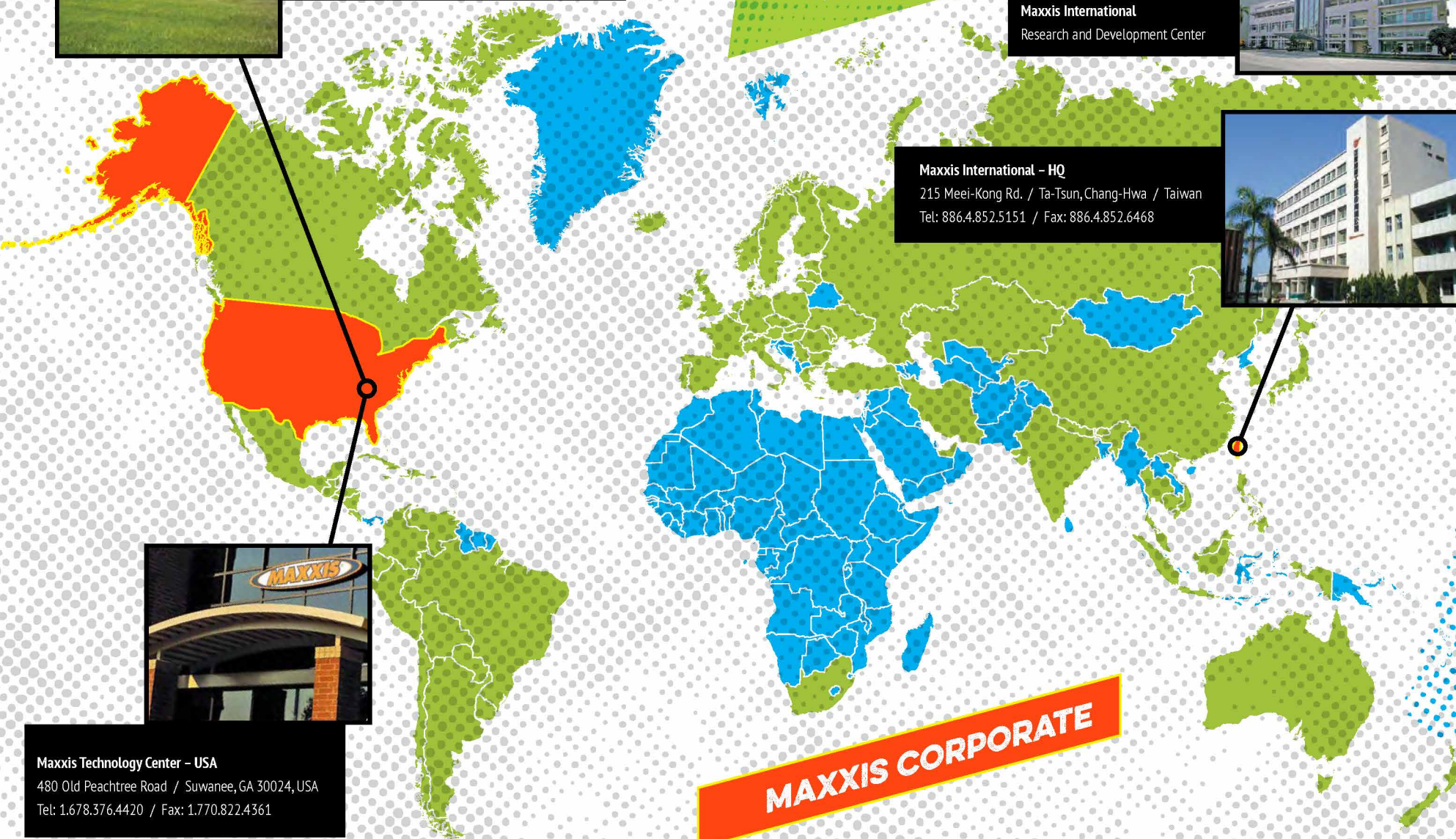
**Maxxis International – USA**  
545 Old Peachtree Road / Suwanee, GA 30024, USA  
Tel: 1.800.4.MAXXIS / Tel: 1.770.962.5932  
Fax: 1.770.962.7705



**Maxxis International**  
Research and Development Center



**Maxxis International – HQ**  
215 Meei-Kong Rd. / Ta-Tsun, Chang-Hwa / Taiwan  
Tel: 886.4.852.5151 / Fax: 886.4.852.6468



**Maxxis Technology Center – USA**  
480 Old Peachtree Road / Suwanee, GA 30024, USA  
Tel: 1.678.376.4420 / Fax: 1.770.822.4361

## MAXXIS CORPORATE

At MAXXIS we strive to provide the highest quality products and customer service with the goal of creating lifelong Maxxis customers. Anchored by a strong commitment to our values, we form close partnerships with our stakeholders, and together we work to consistently exceed our customers' expectations.

From design to production, from the factory floor to your favorite road or trail, Maxxis products lead the way in technological advances. For bicycle, automotive, light truck, ATV, motorcycle, kart, trailer and lawn & garden, Maxxis provides the quality customers have come to depend on.

Total customer satisfaction has been Maxxis' guiding purpose since 1967. Working toward this goal has built Maxxis into the successful, worldwide company it is today. Champions around the world choose Maxxis because they know that our extensive product research, unique designs and rigorous testing standards produce tires that will elevate riders to the next level.

For more information on the entire Maxxis product line, visit us at [maxxis.com](http://maxxis.com).



STUCKI



GOPE

# CONTENTS

## TECHNOLOGY

OVERVIEW	06
WIDE TRAIL	06
<b>PROTECTION</b>	
SILKWORM	07
SILKSHIELD	07
KEVLAR COMPOSITE	07
MAXXSHIELD	07
EBIKE	08
EXO	08
DOUBLEDOWN	08
BUTYL INSERT	08

## CONSTRUCTION

TUBULAR ROAD	09
TUBELESS READY ROAD	09
TUBELESS READY DOWNHILL	09

## COMPOUNDS

SINGLE	10
DUAL	10
TRIPLE	10
SUPER TACKY	10
3C TRIPLE COMPOUND ROAD	10
3C TRIPLE COMPOUND MTB	11

## TERRAIN GUIDES

ROAD / HYBRID	12
BMX / TRIALS	12
URBAN	12
WINTER	12
CYCLOCROSS	12
GRAVEL / ADVENTURE	12
MOUNTAIN / DOWNHILL	13
FAT / PLUS	13

## ROAD TUBULAR

CAMPIONE	15
RELIX	15
FORZA	16
VELOCITA	16

## ROAD TUBELESS

PADRONE TR	18
ROULER TR	18
FORZA	19

## ROAD CLINCHER

RELIX	20
DOLOMITES	21
RE-FUSE	21

## CYCLOCROSS

SPEED TERRANE	22
ALL TERRANE	23
RAZE	23

## GRAVEL / ADVENTURE

RE-FUSE	24
RAMBLER	25
RAVAGER	25

## HYBRID

ROAMER	26
GYPSY	27
RE-VOLT	27

## MOUNTAIN

RACE TT	29
ASPEN	29
CROSSMARK II	30
IKON	30
REKON	31
ARDENT RACE	32
ARDENT	32
FOREKASTER	33
TOMAHAWK	33
GRIFFIN	34
AGGRESSOR	34
MINION SS	35
MINION DHF	36
MINION DHR II	36
HIGH ROLLER II	38
SHORTY	38

## DOWNHILL

MINION SS	41
MINION DHF	41
MINION DHR II	42
HIGH ROLLER II	42
SHORTY	43
WETSCREAM	43

## FAT / PLUS

IKON+	45
REKON+	45
MINION DHF	46
MINION DHR II	46
HIGH ROLLER II	48
MINION FBF	48
MINION FBR	49

## WINTER

MAXX-ICE	50
MATTERHORN	51
MOOSETRAK	51

## URBAN

DTH	53
TORCH	53

## BMX

RELIX	54
TORCH	55
GRIFTER	55

## MODIFIED TRIALS

CREEPY CRAWLER F	56
CREEPY CRAWLER R	56

## INNER TUBES

FLYWEIGHT	57
ULTRALIGHT	57
WELTERWEIGHT	58
FREERIDE	58
DOWNHILL	59
FAT / PLUS BIKE	59

## QUICK REFERENCE

FULL PRODUCT/SPEC LISTING	60
---------------------------	----

Maxxis makes every effort to ensure the accuracy of the information we publish. Maxxis is not responsible for errors or misprints in our materials. Specifications and item availability are subject to change without notice. Actual weights and measurements may vary from those published herein. Weights are listed in grams.

©2017 Maxxis International. All rights reserved.




KRAUSHAAAR

## MAXXIS TIRE SAFETY

- ☞ Consult your owner's manual for specific tire information.
- ☞ Clearance around tires must be maintained. Increased tire size may require an increased rim width. Inspect tires closely for sufficient clearance.
- ☞ Always wear protective eyewear when installing inner tubes or tires.
- ☞ When replacing tires, be sure to also replace the inner tubes. Stretched inner tubes can crease and fail due to thinning of the inner tube rubber.
- ☞ Consult your bicycle professional for correct rim strip replacement.
- ☞ Make sure your tube size markings match the tire size.
- ☞ Use tire only for designated terrain, on an appropriate bicycle and using proper safety equipment at all times.
- ☞ Follow tire pressure guidelines located on your tire.
- ☞ Check tire pressure before every ride.
- ☞ Check your valve cores for damage. If valve cores are damaged, replace them.
- ☞ Check your tires for damage before and after riding. Punctured, cracked, bulging or blistered tires should be replaced immediately. If not replaced, damage can result in sudden and complete tire failure.
- ☞ Check to ensure that the beads of the tires are fully and evenly seated around the entire circumference of the rims before every ride.
- ☞ After replacing worn tires, take time to become acquainted with the handling and performance of your new tires.
- ☞ Do not cut, sipe or otherwise modify your tires.
- ☞ Check for broken or damaged spokes and replace as necessary.
- ☞ Replace bent or damaged rims or wheels immediately.
- ☞ Liquid sealants should only be used in the following types of tires: Tubeless Road, Tubular, and Tubeless Ready. The use of liquid sealants in any other Maxxis tire will void the warranty.
- ☞ Tube-type tires should only be used in conjunction with an inner tube on an approved rim.
- ☞ Do not store tires in direct sunlight for extended periods of time.
- ☞ Allowing tires to stand in oil, gasoline or other chemicals may have an adverse effect on the rubber compounds of the tire.
- ☞ Failure to follow these guidelines can result in accelerated tread wear and may cause catastrophic tire failure.

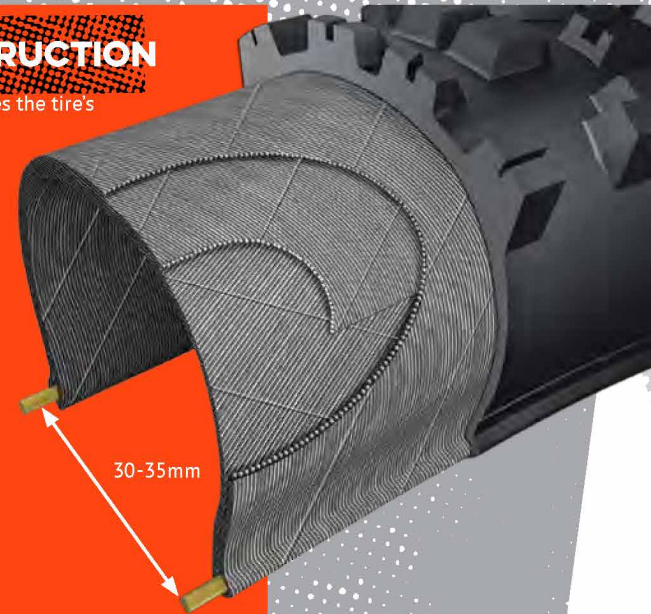


## BASIC TIRE CONSTRUCTION



## WIDE TRAIL CONSTRUCTION

Wide Trail (WT) construction optimizes the tire's tread layout and profile on today's modern, wider rims. Traditional tires are designed around older, narrower rims and can create an overly square tire profile, leading to less than optimal performance. WT tires are optimized for a 35mm inner rim width, but are proven to work over a range from 30-35mm inner rim widths, depending on the rider's preference.



## BEAD

The function of the bead is to keep the tire in contact with the rim while the tire is inflated.

### WIRE BEAD

A rigid metal wire is utilized as bead material in applications where ultimate strength is needed and transportability is not a factor.

### FOLDABLE BEAD

Foldable beads also keep the tire secured to the rim but are lighter weight and easily transported. The bead is made of spun aramid or Kevlar® fibers.

### CARBON FIBER BEAD

A flexible material with greater strength to withstand the forces exerted by a high-pressure road tire.

## CASING

### SINGLE-PLY CASING

One layer of nylon wrapped from bead-to-bead. A single-ply casing conforms well to the terrain and is lighter weight.

### DUAL-PLY CASING

Two layers of casing material are used from bead-to-bead, providing additional protection and sidewall stiffness for enduro and downhill applications.

## THREADS PER INCH (TPI)

The number of threads that cross through one square inch of a single ply of the tire's casing. Lower TPI gives better puncture, cut and abrasion resistance but is heavier. Higher TPI conforms better to the terrain, offering a smoother, more comfortable ride while reducing the weight of the tire.

Maxxis TPI ratings are the threads-per-inch of a single casing ply, as compared to some competitor TPI ratings.



## TUBELESS READY



Tubeless tires provide the rider with many benefits: the ability to run lower air pressures, which improves traction; lower rolling resistance when compared to a tube-type tire; and less chance of flatting since there is no tube.

Liquid sealants should only be used in the following types of tires: Tubeless Road, Tubular, and Tubeless Ready. The use of liquid sealants in any other Maxxis tire will void the warranty.

## SILKWORM


Silkworm is an exclusive material incorporated into the casing of select models, increasing puncture and tear resistance. Silkworm is featured under the tread as a breaker.



## SILKSHIELD

SilkShield offers protection from bead to bead whereas Silkworm is found under the tread only.

SilkShield provides an additional level of protection for sidewalls as well as under the tread.




## KEVLAR® COMPOSITE

Available in select tires, this Maxxis-exclusive fabric provides greater puncture protection than both standard Kevlar® and Vectran®. The addition of this lightweight and supple material ensures that ride quality and performance remain unsurpassed.



## MAXXSHIELD

MaxxShield represents the ultimate in flat protection. We begin with our SilkShield bead-to-bead protection and add our K2 (Kevlar® Composite) layer under the tread for unparalleled durability.



# PROTECTION

## EBIKE TIRE

eBike tires are designed to meet European ECE-R75 standards, guaranteeing performance and reliability for the additional cargo capacity and increased speeds electric bikes can offer.



## EXO

An extremely cut-resistant and abrasion-resistant material added to the sidewalls of select mountain tires. This densely woven fabric is also lightweight and highly flexible, ensuring that the performance of the tire remains unaffected. Choose EXO Protection for exceptionally rocky, treacherous trails where the chance of sidewall cuts and abrasions is high.



## DOUBLEDOWN

DoubleDown (DD) is the next step in the evolution of the dual-ply tire casing for enduro racing. Two 120 TPI casing layers reinforced with a butyl insert provide the enduro racer with the support and protection of a downhill tire, but in a lighter package.



## BUTYL INSERT


An extra piece of butyl rubber that extends from the bead of a downhill tire up into the sidewall. The butyl insert helps prevent pinch flats, protects the rim from hard hits and adds sidewall stability.





## TUBULAR

A traditional tire construction in which the tire casing is sewn or wrapped around an inner tube. These types of tires must be glued or taped onto tubular-specific rims.



ORBEA

## TUBELESS READY ROAD

Tubeless technology that combines a carbon fiber bead for strength, a bead cushion for security, and a liquid-sealant-compatible rubber for air retention, eliminating the need for an inner tube. The puncture protection layer helps prevent damage from road debris. Liquid sealant may be used to prevent any loss of air pressure. Choose Maxxis Tubeless Ready road tires for the ultimate road experience.



PUNCTURE PROTECTION ■ CARBON FIBER BEAD ■ BEAD CUSHION

## TUBELESS READY DOWNHILL

Tubeless downhill set-ups are a great way to shave some weight and spend more time in the bike park or shuttling hot laps on your local runs. Sealant-compatible rubber is used with the familiar Maxxis dual-ply 60 TPI downhill construction and butyl insert for support and rim protection in order to offer the benefits of increased grip and reliability. A Tubeless Ready bead securely locks to the rim and the foldable bead provides additional weight savings.



BUTYL INSERT ■ TUBELESS READY BEAD

DH CASING



# COMPOUNDS

## RUBBER COMPOUNDS

The most important part of a tire is arguably the rubber compound within the tread. By changing the amounts of various components of the rubber formula, engineers can make two identical looking tires perform completely differently. A list of Maxxis compounds and their distinct characteristics is below.

### SINGLE COMPOUND

One compound throughout the tread optimized for longevity and performance.

### DUAL COMPOUND

Two compounds used within the tread of select tires to offer lower rolling resistance and increased cornering grip.

### TRIPLE COMPOUND

Three compounds arranged in the tire for the ultimate in no-compromise racing performance.



A special low-rebound, high-traction compound used in select mountain tires.

## 3C TRIPLE COMPOUND ROAD

Triple Compound road technology utilizes three distinct silica compounds in different locations within the tread of the tire.

The center compound is optimized for exceptional treadwear and low rolling resistance.

The progressively softer shoulder compounds provide increased grip while cornering.

Choose a Triple Compound Maxxis road tire for the ultimate in tire handling in all conditions.



JELLY BELLY CYCLING PB MAXXIS



## 3C TRIPLE COMPOUND MOUNTAIN

Maxxis 3C Triple Compound mountain technology uses a harder, longer lasting base layer and two progressively softer top layers in order to optimize traction and stability. Maxxis offers three different configurations of our 3C Triple Compound mountain technology: MaxxSpeed, MaxxTerra and MaxxGrip.

-  SOFT COMPOUND / SHOULDER LAYER
-  MEDIUM COMPOUND / TOP LAYER
-  HARD COMPOUND / BASE LAYER



## 3C MAXXSPEED

Used primarily in cross country and enduro tires, the two compounds in the outer layer are specially formulated to reduce rolling resistance and optimize treadwear and traction.



## 3C MAXXTERRA

An intermediate compound configuration used in select mountain tires. 3C MaxxTerra is softer and offers more traction than 3C MaxxSpeed, yet provides better treadwear and less rolling resistance than MaxxGrip.



## 3C MAXXGRIP

3C MaxxGrip uses the softest rubber compounds to offer the ultimate in grip and slow rebound properties for unparalleled traction in downhill applications.



# TERRAIN GUIDES

## ROAD / HYBRID

MODEL	RACING	SPORT	TRAINING	URBAN COMMUTE	PUNCTURE PROTECTION
CAMPIONE	██████████				██████
CAMPIONE TT	██████████				██████
RADIALE-TL	██████████				██████
RADIALE	██████████				██████
VELOCITA	██████████				██████
CORMET	██████████				██████
COLUMBIERE	██████████				██████
DOLOMITES	██████████				██████
ROULER	██████████				██████
ROULER TR	██████████				██████
RELIX	██████████				██████
RELIX TT	██████████				██████
RELIX TUBULAR	██████████				██████
PADRONE TR	██████████				██████
COURCHEVEL	██████████	██████████			██████
PADRONE	██████████	██████████			██████
FORZA		██████████			██████
DETONATOR		██████████			██████
RE-FUSE		██████████	██████████		██████
DETONATOR HYBRID			██████████		██████
OVERDRIVE				██████████	██████
OVERDRIVE ELITE				██████████	██████
OVERDRIVE II				██████████	██████
ROAMER				██████████	██████
GYPSY				██████████	██████
RE-VOLT				██████████	██████

## BMX / TRIALS

MODEL	DIRT	STREET	PARK	FLAT	VERT
MAXXDADDY	██████████				
CREEPY CRAWLER	██████████	██████████			
RELIX		██████████			
HOLY ROLLER	██████████	██████████			
DTH	██████████	██████████			
TORCH	██████████	██████████			
RIZER	██████████	██████████			
HOOKWORM		██████████			
GRIFTER		██████████			

## URBAN

MODEL	DIRT	STREET	PARK	FLAT	VERT
HOLY ROLLER	██████████	██████████			
DTH	██████████	██████████			
TORCH	██████████	██████████			
HOOKWORM		██████████			
GRIFTER		██████████			

## WINTER

MODEL	ICE	HARDBACK	GROOMED TRAIL	POWDER
MAXX-ICE	██████████	██████████		
MATTERHORN	██████████	██████████		
MOOSETRAK	██████████	██████████		

## CYCLOCROSS

MODEL	HARDBACK	LOOSE OVER HARD	MEDIUM	LOOSE	WET	MUD	CORNERING CONTROL	ROLLING EFFICIENCY
SPEED TERRANE	██████████	██████████					██████	██████
RAZE	██████████	██████████					██████	██████
ALL TERRANE		██████████					██████	██████
MUD WRESTLER		██████████					██████	██████

## GRAVEL / ADVENTURE

MODEL	HARDBACK	LOOSE OVER HARD	MEDIUM	LOOSE	WET	MUD	CORNERING CONTROL	ROLLING EFFICIENCY
RE-FUSE	██████████						██████	██████
RAMBLER	██████████						██████	██████
RAVAGER		██████████					██████	██████

## MOUNTAIN / DOWNHILL

MODEL	HARDBACK	LOOSE OVER HARD	MEDIUM	LOOSE	WET	MUD	CORNERING CONTROL	ROLLING EFFICIENCY
MAXXLITE	██████████						██████	██████
TREAD LITE	██████████						██████	██████
ASPEN	██████████						██████	██████
CROSSMARK	██████████						██████	██████
PACE	██████████						██████	██████
RACE TT	██████████						██████	██████
CROSSMARK II	██████████						██████	██████
MINION SS	██████████						██████	██████
TOMAHAWK	██████████						██████	██████
IKON	██████████						██████	██████
SNYPER	██████████						██████	██████
GRIFFIN	██████████						██████	██████
ARDENT	██████████						██████	██████
REKON	██████████						██████	██████
IGNITOR		██████████					██████	██████
ARDENT RACE		██████████					██████	██████
AGGRESSOR		██████████					██████	██████
MINION DHF		██████████					██████	██████
MINION DHR II		██████████					██████	██████
HIGH ROLLER		██████████					██████	██████
FOREKASTER		██████████					██████	██████
HIGH ROLLER II		██████████					██████	██████
BEAVER				██████████			██████	██████
SHORTY				██████████			██████	██████
WETSCREAM					██████████		██████	██████

## FAT / PLUS

MODEL	HARDBACK	LOOSE OVER HARD	MEDIUM	LOOSE	WET	MUD	CORNERING CONTROL	ROLLING EFFICIENCY
IKON +	██████████						██████	██████
MAMMOTH	██████████						██████	██████
CHRONICLE	██████████						██████	██████
REKON +	██████████						██████	██████
HIGH ROLLER II		██████████					██████	██████
MINION DHF		██████████					██████	██████
MINION DHR II		██████████					██████	██████
MINION FBF		██████████					██████	██████
MINION FBR		██████████					██████	██████
COLOSSUS			██████████				██████	██████





## CAMPIONE

PART #	SIZE	ETRTO	TPI	BEAD	WEIGHT (G)	COMPOUND	MAX PSI	TECH
TB88104000	28"x23mm	-	120	-	265	3C	170	3C/K2/Silkworm
TB88205000	28"x25mm	-	120	-	285	3C	170	3C/K2/Silkworm

## CAMPIONE TT

PART #	SIZE	ETRTO	TPI	BEAD	WEIGHT (G)	COMPOUND	MAX PSI	TECH
TB88104100	28"x23mm	-	120	-	245	3C	170	3C
TB88205100	28"x25mm	-	120	-	260	3C	170	3C

RACING

SPORT

TRAINING

URBAN COMMUTE

PUNCTURE PROTECTION

- M6R**
- TUBULAR RACING TIRE**
- 120 TPI CASING**
- 3C TRIPLE COMPOUND TECHNOLOGY**
- K2 (KEVLAR COMPOSITE) PUNCTURE PROTECTION (UNDER-TREAD)**
- SILKWORM PUNCTURE PROTECTION (UNDER-TREAD)**

The Campione is the race-specific tubular tire from Maxxis. The supple, high-TPI casing provides the ultimate in ride quality and feel, while the three compounds used in the tread lower rolling resistance and increase cornering grip. And because its Kevlar® Composite (K2) breaker outperforms both Vectran® and regular Kevlar® breakers, the Campione will get you to the finish line. The Campione is the obvious choice for the traditional road racer.




## RELIX

PART #	SIZE	ETRTO	TPI	BEAD	WEIGHT (G)	COMPOUND	MAX PSI	TECH
TB88106000	28"x23mm	-	120	-	275	Dual	170	K2/Silkworm
TB88207000	28"x25mm	-	120	-	300	Dual	170	K2/Silkworm

RACING

SPORT

TRAINING

URBAN COMMUTE

PUNCTURE PROTECTION

- M215**
- TUBULAR RACING TIRE**
- 120 TPI CASING**
- DUAL-COMPOUND**
- SILKWORM PUNCTURE PROTECTION (UNDER-TREAD)**

For the most discerning racers, the race-proven Relix tread pattern is now available in a tubular construction. The most striking feature is the cobblestone texture under the tread, designed using advanced R&D techniques to roll the fastest in real-world conditions. Roads are never perfectly smooth, so this tread complements the pavement's impurities for the lowest rolling resistance on race day.



## FORZA

PART #	SIZE	ETRTO	TPI	BEAD	WEIGHT (G)	COMPOUND	MAX PSI	TECH
TB88102000	28"x23mm	-	60	-	285	Dual	170	Silkworm
TB88200000	28"x25mm	-	60	-	305	Dual	170	Silkworm

RACING      SPORT      TRAINING      URBAN COMMUTE      PUNCTURE PROTECTION

- **M8S**
- **TUBULAR SPORT TRAINING TIRE**
- **60 TPI CASING**
- **DUAL-COMPOUND**
- **SILKWORM PUNCTURE PROTECTION (UNDER TREAD)**

The Forza is the tubular tire for sport training. The casing provides the optimal mixture of performance and durability, and the dual-compound tread ensures that the tire will last for many miles, yet still grip hard when needed most. The proprietary Silkworm breaker makes the Forza extremely resistant to cuts and punctures. Choose the Forza if you prefer the feel of tubulars every day.



## VELOCITA

PART #	SIZE	ETRTO	TPI	BEAD	WEIGHT (G)	COMPOUND	MAX PSI	TECH
TB88150000	28"x28mm	-	120	-	405	Dual	130	MaxxShield

RACING      SPORT      TRAINING      URBAN COMMUTE      PUNCTURE PROTECTION

- **M9S**
- **ENDURANCE RACING TIRE**
- **120 TPI CASING**
- **DUAL-COMPOUND**
- **MAXXSHIELD PUNCTURE PROTECTION**


Born from the cobbles of Roubaix, the Velocita is a high-volume racing tubular tire. A center diamond tread turns into a file tread on the edges of the Velocita for increased cornering control, while the MaxxShield provides puncture protection under the sidewalls and tread.



**TAKE YOUR TIME WHEN GLUING TUBULAR TIRES. A LITTLE EXTRA ATTENTION WILL GIVE YOU A SECURELY MOUNTED TIRE WITH NO WOBBLER OR HOPS. OR, JUST TAKE THEM TO YOUR LOCAL MECHANIC!**








## PADRONE TR

PART #	SIZE	ETRTO	TPI	BEAD	WEIGHT (G)	COMPOUND	MAX PSI	TECH
TB81815100	700x23C	23-622	170	Carbon Fiber	250	Dual	125	SilkShield/ONE70/TR
TB86459100	700x25C	25-622	170	Carbon Fiber	260	Dual	125	SilkShield/ONE70/TR
TB81815200	700x28C	28-622	170	Carbon Fiber	300	Dual	115	SilkShield/ONE70/TR

RACING	SPORT	TRAINING	URBAN COMMUTE	PUNCTURE PROTECTION
■	■	■	■	■

- **M217RU**
- **TUBELESS READY ROAD RACING TIRE**
- **CARBON FIBER BEAD**
- **DUAL-COMPOUND**
- **ONE70 TECHNOLOGY**

Building on the legacy of our original Padrone road tubeless tire is the Padrone-TR (Tubeless Ready). Using Maxxis' TR technology from our mountain bike tires along with a ONE70 (170 TPI) casing and a carbon fiber bead, we were able to create a race-ready tubeless road tire weighing just 250g for a 23c size! The Padrone-TR also features our SilkShield technology, protecting the tire from bead-to-bead.



## ROULER TR

PART #	SIZE	ETRTO	TPI	BEAD	WEIGHT (G)	COMPOUND	MAX PSI	TECH
TB88688000	700x28C	28-622	60	Carbon Fiber	360	Dual	115	SilkShield/TR

RACING	SPORT	TRAINING	URBAN COMMUTE	PUNCTURE PROTECTION
■	■	■	■	■

- **M3DRU**
- **TUBELESS READY COMPETITION TIRE**
- **60 TPI CASING**
- **SILKSHIELD BEAD-TO-BEAD PROTECTION**
- **TUBELESS READY (TR)**

A lightweight, supple and race-ready tire, the Rouler-TR features a SilkShield bead-to-bead breaker for puncture protection, a dual-compound tread pattern for improved cornering performance, and fully Tubeless-Ready construction so you can enjoy the speed and comfort of leaving the tubes at home.



**SOME TIRE AND RIM COMBINATIONS CAN MAKE FOR A VERY TIGHT-FITTING BEAD. A LITTLE BIT OF DISH SOAP AND WATER CAN REALLY EASE THE MOUNTING PROCESS. MAKE SURE TO CLEAN ANY EXCESS SOAP OFF OF BRAKING SURFACES (RIMS OR ROTORS) BEFORE RIDING.**



**NEW**



## FORZA

PART #	SIZE	ETRTO	TPI	BEAD	WEIGHT (G)	COMPOUND	MAX PSI	TECH
TB86595000	700x25c	25-622	60	Carbon Fiber	315	Dual	125	SilkShield/TR
TB86595100	700x25c	25-622	120	Carbon Fiber	290	Dual	125	SilkShield/TR

RACING	SPORT	TRAINING	URBAN COMMUTE	PUNCTURE PROTECTION
				■ ■ ■ ■

- **M8S**
- **TUBELESS READY SPORT TIRE**
- **DUAL-COMPOUND**
- **SILKSHIELD BEAD-TO-BEAD PUNCTURE PROTECTION**

Training isn't supposed to be easy – but the new Forza allows you to work out in comfort. Originally proven as a high-performance sport training tubular, the high-volume 25c casing is paired with Tubeless Ready construction to offer improved ride quality, so you can focus on hitting your intervals rather than choosing the smoothest line on the road.



SPORTFUL SQUADRA AVVENTURA



## RELIX

PART #	SIZE	ETRTO	TPI	BEAD	WEIGHT (G)	COMPOUND	MAX PSI	TECH
TB86238100	700x23C	23-622	170	Foldable	205	Dual	145	ONE70/SilkShield
TB86372000	700x25C	25-622	170	Foldable	215	Dual	145	ONE70/SilkShield

## RELIX TT

PART #	SIZE	ETRTO	TPI	BEAD	WEIGHT (G)	COMPOUND	MAX PSI	TECH
TB86238200	700x23C	23-622	170	Foldable	160	Single	145	ONE70

RACING

SPORT


TRAINING

URBAN COMMUTE

PUNCTURE PROTECTION

- 
**M215**
- 
**PRO ROAD COMPETITION TIRE**
- 
**SILKSHIELD BEAD-TO-BEAD PROTECTION AVAILABLE**
- 
**ONE70 TECHNOLOGY**

The Relix is the latest in a long line of race-ready road clincher tires from Maxxis. The Relix uses our lightest and most supple 170 TPI casing (ONE70) along with SilkShield puncture protection, which protects both the sidewalls and the underside of the tread.



# DOLOMITES

PART #	SIZE	ETRTO	TPI	BEAD	WEIGHT (G)	COMPOUND	MAX PSI	TECH
TB81808000	700x23C	23-622	120	Foldable	185	Dual	130	Silkworm

RACING	SPORT	TRAINING	URBAN COMMUTE	PUNCTURE PROTECTION

- 🛡️ **M210**
- 🛡️ **PRO ROAD COMPETITION TIRE**
- 🛡️ **120 TPI CASING**
- 🛡️ **SILKWORM PUNCTURE PROTECTION (UNDER-TREAD)**

Named after the rugged mountain range in Italy, the Dolomites was designed as a do-it-all competition road tire. With a lightweight 120 TPI casing and dual-compound rubber, the Dolomites is at home tackling big climbs and the descents afterwards. With our under-tread Silk Worm puncture protection, the Dolomites can hold its own on rough roads.



**FOR TRAINING, CONSIDER GOING WITH 25C OR EVEN 28C TIRES IF YOUR FRAME CAN ACCOMMODATE THEM. THE INCREASED VOLUME DOES WONDERS FOR RIDE COMFORT, ESPECIALLY FOR LONG DAYS IN THE SADDLE.**



# RE-FUSE

PART #	SIZE	ETRTO	TPI	BEAD	WEIGHT (G)	COMPOUND	MAX PSI	TECH
TB86336000	700x23C	23-622	60	Foldable	295	Single	120	MaxxShield
TB86359000	700x25C	25-622	60	Foldable	300	Single	120	MaxxShield
TB88505000	700x28C	28-622	60	Foldable	320	Single	120	MaxxShield

RACING	SPORT	TRAINING	URBAN COMMUTE	PUNCTURE PROTECTION

- 🛡️ **M200**
- 🛡️ **THE STANDARD IN TRAINING TIRES**
- 🛡️ **60 TPI CASING**
- 🛡️ **DIAMOND-KNURLED SLICK DESIGN**
- 🛡️ **MAXXSHIELD BEAD-TO-BEAD PROTECTION**

Our most popular training tire, providing excellent training and commuting dependability. The Re-Fuse will rack up plenty of road miles in all riding conditions.



GLADING



## SPEED TERRANE

PART #	SIZE	ETRTO	TPI	BEAD	WEIGHT (G)	COMPOUND	MAX PSI	TECH
TB88998100	700x33C	33-622	60	Carbon Fiber	395	Dual	75	EXO/TR
TB88998000	700x33C	33-622	120	Carbon Fiber	415	Dual	75	EXO/TR

HARDBACK	LOOSE/HARD	MEDIUM	LOOSE	WET	MUD	CORNERING CONTROL	ROLLING EFFICIENCY

- ✔ **M221RU**
- ✔ **DRY CONDITIONS TIRE**
- ✔ **SEMI-SLICK DESIGN WITH AGGRESSIVE CORNERING KNOBS**
- ✔ **FILE TREAD DESIGN OPTIMIZED FOR GRASS AND HARDBACK**
- ✔ **EXO PROTECTION**
- ✔ **TUBELESS READY (TR)**

The Speed Terrane features a familiar file tread pattern optimized for early season cyclocross races. Micro-diamond knobs adorn the tread surface to offer blazing speed on hardpacked surfaces, while stacked paddle knobs down the middle offer unrivaled climbing and braking traction so you can attack whenever you like. When the course gets twisty, the siped and offset cornering knobs will dig in to give you the support to brake later and push your tires as hard as your legs. Worry less about your tires and more about the holeshot!



# ALL TERRANE

PART #	SIZE	ETRTO	TPI	BEAD	WEIGHT (G)	COMPOUND	MAX PSI	TECH
TB88994000	700x33C	33-622	60	Carbon Fiber	395	Dual	75	EXO/TR
TB88994100	700x33C	33-622	120	Carbon Fiber	375	Dual	75	EXO/TR



- 🛡️ **M219RU**
- 🛡️ **ALL-CONDITIONS TIRE**
- 🛡️ **RAMPED KNOBS FOR SPEED**
- 🛡️ **OPEN TREAD TO CLEAR MUD**
- 🛡️ **EXO PROTECTION**
- 🛡️ **TUBELESS READY (TR)**

The All Terrane is a cyclocross tire that maintains speed and composure over a wide range of race conditions. The knobs are tall enough to bite and dig in when the course gets loose but ramped for speed on harder surfaces. The open tread pattern is quick to sling mud away as soon as you pick up speed, and the Tubeless Ready construction lets you drop the tire pressure to increase the footprint on soft tracks. If you have to choose one tire, let the All Terrane lead you to the top step on the podium.



# RAZE

PART #	SIZE	ETRTO	TPI	BEAD	WEIGHT (G)	COMPOUND	MAX PSI	TECH
TB88985200	700x33C	33-622	60	Foldable	355	Single	75	-
TB88170000	28"x33mm	-	120	-	430	Single	65	Silkworm



- 🛡️ **M206P**
- 🛡️ **VERSATILE CYCLOCROSS TREAD DESIGN**
- 🛡️ **TUBULAR CONSTRUCTION AVAILABLE**

Accept no limitations. The diverse terrain of a cyclocross race requires a unique solution: the Raze. A fast-rolling center ridge with widely spaced side lugs sheds mud. The Raze's slightly softer compound remains pliable in cold conditions, and the improved casing maintains integrity at low pressures.




**DROPPING YOUR TIRE PRESSURE BY JUST A FEW PSI CAN REALLY HELP WITH TRACTION ON WET ROOTS AND ROCKS. THE TIRE WILL BE BETTER ABLE TO CONFORM TO THE SURFACE, OFFERING A LARGER CONTACT PATCH AND BOOSTING YOUR CONFIDENCE!**



SPORTFUL SQUADRAVENTURA

# GRAVEL ADVENTURE



## RE-FUSE

PART #	SIZE	ETRTO	TPI	BEAD	WEIGHT (G)	COMPOUND	MAX PSI	TECH
TB90924000	27.5x2.00	50-584	60	Foldable	610	Dual	60	MaxxShield/TR
<b>NEW</b> TB88861100	700x32C	32-622	60	Foldable	405	Single	100	MaxxShield
TB88896000	700x32C	32-622	60	Carbon Fiber	390	Dual	75	MaxxShield/TR
TB95987000	700x40C	40-622	60	Carbon Fiber	520	Dual	75	MaxxShield/TR

HARDPACK	LOOSE/HARD	MEDIUM	LOOSE	WET	MUD	CORNERING CONTROL	ROLLING EFFICIENCY

- M200RU**
- DIAMOND-KNURLED SLICK DESIGN**
- 60 TPI CASING**
- DUAL-COMPOUND RUBBER**
- MAXXSHIELD BEAD-TO-BEAD PROTECTION**
- TUBELESS READY (TR) AVAILABLE**

Our most popular training tire, modernized with tubeless technology and higher volumes for even more reliability and comfort. The familiar diamond tread pattern keeps things rolling smoothly even as the pavement crumbles into gravel and hardpack dirt.






## RAMBLER

	PART #	SIZE	ETRTO	TPI	BEAD	WEIGHT (G)	COMPOUND	MAX PSI	TECH
<b>NEW</b>	TB85889100	27.5x1.50	40-584	60	Carbon Fiber	430	Dual	75	EXO/TR
<b>NEW</b>	TB85889000	27.5x1.50	40-584	120	Carbon Fiber	475	Dual	75	EXO/TR
<b>NEW</b>	TB97613200	700x38C	38-622	120	Carbon Fiber	380	Dual	75	EXO/TR
<b>NEW</b>	TB97613100	700x38C	38-622	60	Carbon Fiber	415	Dual	75	SilkShield/TR
	TB96268000	700x40C	40-622	120	Carbon Fiber	375	Dual	75	EXO/TR
	TB96268100	700x40C	40-622	60	Carbon Fiber	420	Dual	75	SilkShield/TR



- 🛡️ **M2018RU**
- 🛡️ **GRAVEL-SPECIFIC TREAD PATTERN**
- 🛡️ **DUAL-COMPOUND**
- 🛡️ **SILKSHIELD AVAILABLE**
- 🛡️ **EXO PROTECTION AVAILABLE**
- 🛡️ **TUBELESS READY (TR)**

Maxxis' first gravel-specific tire, the Rambler is designed with the volume you need for comfort and the tread you need for speed and control. Tightly packed center knobs are ramped for rolling efficiency on hardpack roads, and spaced-out side knobs provide predictable cornering in varied terrain.



## RAVAGER

	PART #	SIZE	ETRTO	TPI	BEAD	WEIGHT (G)	COMPOUND	MAX PSI	TECH
	TB96015000	700x40C	40-622	60	Carbon Fiber	530	Dual	75	SilkShield/TR
	TB96015100	700x40C	40-622	120	Carbon Fiber	485	Dual	75	EXO/TR



- 🛡️ **M2020RU**
- 🛡️ **AGGRESSIVE GRAVEL TIRE**
- 🛡️ **OPTIMAL FOR OFF-ROAD TOURING AND ADVENTURES**
- 🛡️ **SILKSHIELD AVAILABLE**
- 🛡️ **EXO PROTECTION AVAILABLE**
- 🛡️ **TUBELESS READY (TR)**

The Ravager is a gravel tire for the riders out there willing to brave aggressive terrain with only their drop bars and a tiny amount of rubber beneath them. While other tires are designed to let you ride beyond the end of the road, the Ravager opens up new line choices, camping spots, and epic adventures where no road ever existed. Raised square-edged center knobs provide climbing and braking traction on moon dust-covered trails, and oversized cornering knobs keep you and your gear out of the dirt to conquer another turn.



**ROAD GRIT CAN WORK ITS WAY INTO THE CASING OF A TIRE, EVENTUALLY CAUSING A PUNCTURE. THAT'S WHY IT'S IMPORTANT TO CHECK FOR DEBRIS AFTER A RIDE, ESPECIALLY IF IT'S BEEN RAINING.**



## ROAMER

PART #	SIZE	ETRTO	TPI	BEAD	WEIGHT (G)	COMPOUND	MAX PSI	TECH
TB23110000	20x1.65	42-406	60	Wire	460	Dual	100	Kevlar® Inside
TB60865000	26x1.65	42-559	60	Wire	575	Dual	80	Kevlar® Inside
TB96354000	700x42C	44-622	60	Wire	685	Dual	75	Kevlar® Inside
TB96356000	700x42C	44-622	60	Wire	690	Dual	75	SilkShield/eBike


RACING	SPORT	TRAINING	URBAN COMMUTE	PUNCTURE PROTECTION

- M2016P**
- GROOVED SLICK DESIGN**
- KEVLAR® INSIDE AND SILK SHIELD OPTIONS AVAILABLE**
- CONFORMS TO THE EUROPEAN ECE-R75 CERTIFICATION FOR EBIKES**

The Roamer is ready for anything from your daily commute or a trip to the store to a long weekend of touring the back roads. The slick center rolls fast, and the leaf-like tread on the shoulders provides extra cornering traction. To ensure lots of trouble-free miles, the Roamer uses a high-mileage rubber compound along with a 60 TPI casing with various puncture protection options.



A PRESTA VALVE TO SCHRADER VALVE ADAPTOR CAN COME IN VERY HANDY SHOULD YOUR PUMP BREAK OR YOU RUN OUT OF CO2 CARTRIDGES. IT WILL ALLOW YOU TO FILL YOUR TIRE FROM A COMPRESSOR AT A GAS STATION. YOU CAN PICK ONE UP AT YOUR LOCAL BIKE SHOP FOR NEXT TO NOTHING, AND THEY WEIGH ONLY A COUPLE GRAMS.




# GYPSY

PART #	SIZE	ETRTO	TPI	BEAD	WEIGHT (G)	COMPOUND	MAX PSI	TECH
TB22781000	20x1.50	38-406	60	Wire	400	Dual	100	Silkworm
TB58915000	26x1.50	38-559	60	Wire	495	Dual	80	Silkworm
TB69917000	26x2.10	53-559	60	Wire	790	Dual	65	SilkShield/eBike
TB95734000	700x38C	40-622	60	Wire	650	Dual	85	SilkShield
TB95735000	700x38C	40-622	60	Wire	650	Dual	85	SilkShield/eBike

RACING	SPORT	TRAINING	URBAN COMMUTE	PUNCTURE PROTECTION

- **M2015/M2015P**
- **GROOVED SLICK DESIGN**
- **SILKWORM AND SILKSHIELD OPTIONS**
- **CONFORMS TO THE EUROPEAN ECE-R75 CERTIFICATION FOR EBIKES**

Unleash your inner wanderer with the Gypsy. To keep your adventure on course, the Gypsy uses a 60 TPI casing and our Silkworm breaker puncture protection beneath the tread. The Gypsy offers a durable yet comfortable ride with low rolling resistance and excellent traction.



# RE-VOLT

PART #	SIZE	ETRTO	TPI	BEAD	WEIGHT (G)	COMPOUND	MAX PSI	TECH
TB96630000	700x47C	47-622	60	Wire	655	Dual	75	SilkShield/eBike

RACING	SPORT	TRAINING	URBAN COMMUTE	PUNCTURE PROTECTION

- **M2021EP**
- **EBIKE TREKKING TIRE**
- **GROOVED SLICK DESIGN FOR OPTIMAL BATTERY LIFE**
- **REINFORCED CONSTRUCTION FOR INCREASED CARGO CAPACITY**
- **SILKSHIELD BEAD-TO-BEAD PUNCTURE PROTECTION**
- **3MM TREAD THICKNESS FOR LONGEVITY AND PROTECTION**

The Re-Volt is the first Maxxis tire designed from the ground up for the growing eBike market. The center of the tread is smooth in order to maximize battery life, and the high-volume casing ensures a comfortable ride on your way to work or the other side of the world. The reinforced construction increases the tire's cargo capacity for all the groceries or adventure supplies you could ever need, and the shoulder tread features a dependable knurled pattern for debris-filled corners. Join the eBike revolution and travel the world on the new Re-Volt.



**MOUNTAIN**



## RACE TT

PART #	SIZE	ETRTO	TPI	BEAD	WEIGHT (G)	COMPOUND	MAX PSI	TECH
TB90919100	27.5x2.00	50-584	60	Foldable	585	Dual	60	TR
TB90919000	27.5x2.00	50-584	60	Foldable	625	Dual	60	EXO/TR
<b>NEW</b> TB90976000	27.5x2.20	56-584	60	Foldable	735	Dual	60	EXO/TR
TB96822100	29x2.00	50-622	60	Foldable	620	Dual	60	TR
TB96822000	29x2.00	50-622	60	Foldable	665	Dual	60	EXO/TR
<b>NEW</b> TB96760000	29x2.20	56-622	60	Foldable	795	Dual	60	EXO/TR

HARDPACK	LOOSE/HARD	MEDIUM	LOOSE	WET	MUD	CORNERING CONTROL	ROLLING EFFICIENCY
■	■	■	■	■	■	■	■

- **M339RU**
- **60 TPI CASING**
- **RAMPED AND SIPED SQUARE KNOB DESIGN**
- **LOW ROLLING RESISTANCE**
- **TUBELESS READY (TR)**

The Race TT has a familiar tread pattern refined for modern XC bikes and race courses. Tightly packed and ramped square knobs allow this tire to roll freely, while updated siping increases the Race TT's braking and cornering limits. The legend lives on with the Race TT.



## ASPEN

PART #	SIZE	ETRTO	TPI	BEAD	WEIGHT (G)	COMPOUND	MAX PSI	TECH
TB69797500	26x2.10	52-559	60	Foldable	560	Dual	65	-
TB69307000	26x2.10	52-559	120	Foldable	530	Dual	60	TR
TB69307100	26x2.10	52-559	120	Foldable	570	Dual	60	EXO/TR
TB90958000	27.5x2.10	52-584	120	Foldable	550	Dual	60	TR
TB90958100	27.5x2.10	52-584	120	Foldable	590	Dual	60	EXO/TR
TB96689000	29x2.10	52-622	120	Foldable	565	Dual	65	-
<b>NEW</b> TB96895400	29x2.25	57-622	120	Foldable	585	Dual	60	TR
<b>NEW</b> TB96895500	29x2.25	57-622	120	Foldable	645	Dual	60	EXO/TR

HARDPACK	LOOSE/HARD	MEDIUM	LOOSE	WET	MUD	CORNERING CONTROL	ROLLING EFFICIENCY
■	■	■	■	■	■	■	■

- **M316P**
- **RACE-INSPIRED LOW-PROFILE DESIGN**
- **AGGRESSIVE SIDE KNOBS**
- **DUAL-COMPOUND**
- **LIGHTWEIGHT XC RACE TIRE**

The Aspen pushes the limits of a lightweight XC tire, designed to have minimal rolling resistance with a high-volume casing to smooth out the roughest roots and rocks. The dual-compound gives optimal traction in corners. So if crossing the finish line first is your top priority, the Aspen is for you.



**CATHARINE PENDREL / CLIF PRO TEAM**

"Maxxis was ahead of the curve offering higher volume tires with rubber compound that excelled on wet rocks and roots. Cross country courses were changing and Maxxis was right on track with the evolution. In 2010 I raced the BC Bike Race as a team with fellow Olympian and Maxxis rider Geoff Kabush. We tested out the 2.2 Ikon over 8 days of burly BC singletrack. I was so impressed with the durability and handling of this tire it quickly became my go-to tire. Other racers were slower to latch onto the 2.2 stickier rubber design and this became my advantage. I feel the Ikon definitely played a part in my being able to claim 1st or 2nd in all but 1 World Cup in 2011. Then the word got out..."



## CROSSMARK II

PART #	SIZE	ETRTO	TPI	BEAD	WEIGHT (G)	COMPOUND	MAX PSI	TECH
TB69854000	26x2.10	53-559	60	Foldable	595	Dual	60	TR
TB69854100	26x2.10	53-559	60	Foldable	635	Dual	60	EXO/TR
TB72642000	26x2.25	57-559	60	Foldable	660	Dual	60	TR
TB72642100	26x2.25	57-559	60	Foldable	705	Dual	60	EXO/TR
TB90955000	27.5x2.10	53-584	60	Foldable	620	Dual	60	TR
TB90955100	27.5x2.10	53-584	60	Foldable	665	Dual	60	EXO/TR
TB91032000	27.5x2.25	57-584	60	Foldable	685	Dual	60	TR
TB91032100	27.5x2.25	57-584	60	Foldable	735	Dual	60	EXO/TR
TB96752000	29x2.10	53-622	60	Foldable	660	Dual	60	TR
TB96752100	29x2.10	53-622	60	Foldable	705	Dual	60	EXO/TR
TB96795000	29x2.25	57-622	60	Foldable	730	Dual	60	TR
TB96795100	29x2.25	57-622	60	Foldable	780	Dual	60	EXO/TR

HARDPACK	LOOSE/HARD	MEDIUM	LOOSE	WET	MUD	CORNERING CONTROL	ROLLING EFFICIENCY
█	█	█	█	█	█	█	█

- M344RU**
- TIGHTLY PACKED CENTER KNOBS FOR SPEED OVER HARDPACK**
- OPEN-SIDE KNOB DESIGN FOR VERSATILE CORNERING**
- DESIGNED FOR SPEED, REVISED FOR CONTROL**

The Crossmark II improves on the speed of its predecessor while improving grip in intermediate conditions. The legendary center ridge still flies on hardpack, and the updated tread pattern provides better braking and cornering over a wide range of trail conditions. A great choice if you want to go fast everywhere.



## IKON

PART #	SIZE	ETRTO	TPI	BEAD	WEIGHT (G)	COMPOUND	MAX PSI	TECH
TB72390100	26x2.20	57-559	120	Foldable	585	3C MaxxSpeed	60	3C/EXO/TR
TB73499100	26x2.35	60-559	120	Foldable	680	3C MaxxSpeed	60	3C/EXO/TR
TB85919600	27.5x2.20	56-584	60	Foldable	590	Dual	60	TR/Skinwall
TB85919000	27.5x2.20	56-584	120	Foldable	600	3C MaxxSpeed	60	3C/EXO/TR
TB85920800	27.5x2.20	56-584	60	Foldable	685	Single	65	SilkShield/eBike
TB85956000	27.5x2.35	60-584	120	Foldable	705	3C MaxxSpeed	60	3C/EXO/TR
<b>NEW</b> TB85956200	27.5x2.35	60-584	120x2	Foldable	935	3C MaxxSpeed	60	3C/TR/DD
TB96646000	29x2.00	50-622	120	Foldable	565	3C MaxxSpeed	60	3C/EXO/TR
TB96740800	29x2.20	57-622	60	Foldable	625	Dual	60	TR/Skinwall
TB96740100	29x2.20	57-622	120	Foldable	640	3C MaxxSpeed	60	3C/EXO/TR
TB96740700	29x2.20	57-622	60	Foldable	685	3C MaxxSpeed	60	3C/EXO/TR/Skinwall
TB96731100	29x2.35	60-622	120	Foldable	745	3C MaxxSpeed	60	3C/EXO/TR
<b>NEW</b> TB96731400	29x2.35	60-622	120x2	Foldable	995	3C MaxxSpeed	60	3C/TR/DD

SEE QUICK REFERENCE SECTION FOR ALL AVAILABLE MODELS

HARDPACK	LOOSE/HARD	MEDIUM	LOOSE	WET	MUD	CORNERING CONTROL	ROLLING EFFICIENCY
█	█	█	█	█	█	█	█

- M319P/M319RU**
- HIGH-VOLUME, LIGHTWEIGHT RACE TIRE**
- 3C MAXXSPEED TRIPLE COMPOUND TECHNOLOGY AVAILABLE**
- TUBELESS READY (TR) AVAILABLE**
- DOUBLEDOWN (DD) CASING AVAILABLE**

The Ikon is for riders looking for a true lightweight race tire. Its high-volume casing and fast-rolling tread design provide exemplary performance in most riding conditions. As its name suggests, the Ikon stands above the competition.



**NEW**



## REKON

PART #	SIZE	ETRTO	TPI	BEAD	WEIGHT (G)	COMPOUND	MAX PSI	TECH
TB91145300	27.5x2.60	66-584	60	Foldable	805	Dual	40	EXO/TR
TB91145200	27.5x2.60	66-584	120	Foldable	730	3C MaxxTerra	40	3C/EXO/TR
TB96899000	29x2.25	57-622	120	Foldable	610	3C MaxxTerra	60	3C/TR
TB96899100	29x2.25	57-622	120	Foldable	670	3C MaxxTerra	60	3C/EXO/TR
TB96962100	29x2.60	66-622	60	Foldable	860	Dual	40	EXO/TR
TB96962000	29x2.60	66-622	120	Foldable	780	3C MaxxTerra	40	3C/EXO/TR


HARDPACK	LOOSE/HARD	MEDIUM	LOOSE	WET	MUD	CORNERING CONTROL	ROLLING EFFICIENCY
■	■	■	■	■	■	■	■

- **M349RU**
- **DESIGNED FOR AGGRESSIVE XC TRAILS**
- **WIDE TRAIL (WT) CASING IS OPTIMIZED FOR 30-35MM INNER WIDTH RIMS**
- **3C MAXXTERRA AVAILABLE**
- **EXO PROTECTION AVAILABLE**
- **TUBELESS READY (TR)**

The Rekon is an aggressive trail tire inspired by the Ikon for intermediate and technical terrain. Wide knobs down the middle provide control under braking, and L-shaped side knobs assure support when carving loose turns. With confidence like this, you can race more and scout less with the Rekon.



**IN AN EMERGENCY SITUATION, IT'S POSSIBLE TO USE A 26" TUBE IN A 27.5" OR EVEN 29" WHEEL. WHILE IT'S NOT IDEAL, IT CAN GET YOU OUT OF THE WOODS SAFELY. BE SURE TO INSTALL IT CAREFULLY IN ORDER NOT TO PINCH IT, AND DON'T TRY TO BREAK ANY SPEED RECORDS ON THE WAY OUT. REPLACE IT WITH THE PROPER-SIZED TUBE AS SOON AS YOU CAN.**



ORBEA



## ARDENT RACE

PART #	SIZE	ETRTO	TPI	BEAD	WEIGHT (G)	COMPOUND	MAX PSI	TECH
TB72374000	26x2.20	56-559	120	Foldable	605	3C MaxxSpeed	60	3C/TR
TB72374100	26x2.20	56-559	120	Foldable	650	3C MaxxSpeed	60	3C/EXO/TR
TB85918000	27.5x2.20	56-584	120	Foldable	635	3C MaxxSpeed	60	3C/TR
TB85918100	27.5x2.20	56-584	120	Foldable	680	3C MaxxSpeed	60	3C/EXO/TR
TB85945000	27.5x2.35	60-584	120	Foldable	655	3C MaxxSpeed	60	3C/TR
TB85945100	27.5x2.35	60-584	120	Foldable	705	3C MaxxSpeed	60	3C/EXO/TR
<b>NEW</b> TB91147100	27.5x2.60	66-584	60	Foldable	805	Dual	40	EXO/TR
<b>NEW</b> TB91147000	27.5x2.60	66-584	120	Foldable	760	3C MaxxSpeed	40	3C/EXO/TR
TB96742000	29x2.20	56-622	120	Foldable	670	3C MaxxSpeed	60	3C/TR
TB96742100	29x2.20	56-622	120	Foldable	720	3C MaxxSpeed	60	3C/EXO/TR
TB96726000	29x2.35	60-622	120	Foldable	695	3C MaxxSpeed	60	3C/TR
TB96726100	29x2.35	60-622	120	Foldable	745	3C MaxxSpeed	60	3C/EXO/TR

HARDPACK LOOSE/HARD MEDIUM LOOSE WET MUD CORNERING CONTROL ROLLING EFFICIENCY



- 🛡️ **M329RU**
- 🛡️ **HIGH-VOLUME CASING**
- 🛡️ **MEDIUM KNOB HEIGHT**
- 🛡️ **IDEAL FOR TECHNICAL XC RACE COURSES**
- 🛡️ **3C MAXXSPEED AVAILABLE**
- 🛡️ **TUBELESS READY (TR)**

The Ardent Race tire from Maxxis is ideally suited for technical XC race courses and endurance-length events. With its medium-height tread, the Ardent Race bridges the gap between the XC-oriented Ikon and the trail-oriented Ardent. The center knobs are ramped to reduce rolling resistance, and the side knobs are angled and stepped to provide great biting traction in corners. Choose the Ardent Race for your next demanding XC race or epic trail ride.



## ARDENT

PART #	SIZE	ETRTO	TPI	BEAD	WEIGHT (G)	COMPOUND	MAX PSI	TECH
TB72556000	26x2.25	54/56-559	120	Foldable	835	Dual	60	LUST/UST
TB72569100	26x2.25	56-559	60	Foldable	725	Dual	60	EXO/TR
TB72917100	26x2.40	61-559	60	Foldable	745	Dual	60	EXO/TR
TB85955100	27.5x2.25	56-584	60	Foldable	755	Dual	60	EXO/TR
TB85971000	27.5x2.25	57-584	60	Foldable	785	Single	65	SilkShield/eBike
TB85967100	27.5x2.40	61-584	60	Foldable	775	Dual	60	EXO/TR
TB96712300	29x2.25	54/56-622	60	Foldable	700	Single	65	Skinwall
TB96712900	29x2.25	54/56-622	120	Foldable	900	Dual	60	LUST/UST
TB96734100	29x2.25	56-622	60	Foldable	805	Dual	60	EXO/TR
TB96789100	29x2.40	59/61-622	60	Foldable	750	Single	65	Skinwall
TB96793100	29x2.40	61-622	60	Foldable	835	Dual	60	EXO/TR
TB96793500	29x2.40	61-622	60	Foldable	850	Dual	60	EXO/TR/Skinwall

SEE QUICK REFERENCE SECTION FOR ALL AVAILABLE MODELS

HARDPACK LOOSE/HARD MEDIUM LOOSE WET MUD CORNERING CONTROL ROLLING EFFICIENCY



- 🛡️ **M315E/M315P/M315U  
M315RU/M332RU**
- 🛡️ **HIGH-VOLUME CASING**
- 🛡️ **AGGRESSIVE TREAD DESIGN**
- 🛡️ **TUBELESS READY (TR) AVAILABLE**

An aggressive tread on a high-volume casing, designed with great traction in mind. The Ardent doesn't forget the racer, with large block-style side knobs offering numerous edges for high-speed cornering. The center tread, while ideal for braking and accelerating traction, also features ramped knobs to minimize rolling resistance. With a wide variety of size offerings, the Ardent captures every mountain rider's needs.





## FOREKASTER

PART #	SIZE	ETRTO	TPI	BEAD	WEIGHT (G)	COMPOUND	MAX PSI	TECH
TB90978000	27.5x2.20	56-584	120	Foldable	605	Dual	60	TR
TB90978100	27.5x2.20	56-584	120	Foldable	655	Dual	60	EXO/TR
TB85959500	27.5x2.35	60-584	120	Foldable	690	Dual	60	EXO/TR
<b>NEW</b> TB91144300	27.5x2.60	66-584	60	Foldable	820	Dual	40	EXO/TR
<b>NEW</b> TB91144200	27.5x2.60	66-584	120	Foldable	785	3C MaxxSpeed	40	3C/EXO/TR
TB96705500	29x2.20	56-622	120	Foldable	640	Dual	60	TR
TB96705600	29x2.20	56-622	120	Foldable	690	Dual	60	EXO/TR
TB96733100	29x2.35	60-622	120	Foldable	735	Dual	60	EXO/TR

HARDPACK	LOOSE/HARD	MEDIUM	LOOSE	WET	MUD	CORNERING CONTROL	ROLLING EFFICIENCY

- 🛡️ **M348RU**
- 🛡️ **AGGRESSIVE XC TIRE**
- 🛡️ **OPTIMIZED FOR LOOSE OR WET CONDITIONS**
- 🛡️ **DUAL-COMPOUND**
- 🛡️ **TUBELESS READY (TR)**

When the leaves start falling and the weather becomes more unpredictable, the Forekaster is the late-season tire of choice. Mid-height tread blocks are spaced evenly to allow penetration through loose trail conditions and openly for better mud-clearing compared to other race tires. Wide cupped knobs down the middle provide excellent braking on the sloppiest singletrack. With the Forekaster on your bike, you can forget about the weather and hit the trails.



## TOMAHAWK

PART #	SIZE	ETRTO	TPI	BEAD	WEIGHT (G)	COMPOUND	MAX PSI	TECH
TB73119300	26x2.30	58-559	60	Foldable	770	3C MaxxTerra	60	3C/EXO/TR
TB73119200	26x2.30	58-559	120x2	Foldable	955	3C MaxxTerra	60	3C/TR/DD
TB91000300	27.5x2.30	58-584	60	Foldable	800	3C MaxxTerra	60	3C/EXO/TR
TB91000200	27.5x2.30	58-584	120x2	Foldable	995	3C MaxxTerra	60	3C/TR/DD
TB96880000	29x2.30	58-622	120x2	Foldable	1055	3C MaxxTerra	60	3C/TR/DD
TB96880100	29x2.30	58-622	60	Foldable	850	3C MaxxTerra	60	3C/EXO/TR

HARDPACK	LOOSE/HARD	MEDIUM	LOOSE	WET	MUD	CORNERING CONTROL	ROLLING EFFICIENCY

- 🛡️ **M338RU**
- 🛡️ **FAST-ROLLING CENTER**
- 🛡️ **AGGRESSIVE SIDE LUGS**
- 🛡️ **EXO PROTECTION AVAILABLE**
- 🛡️ **TUBELESS READY (TR)**
- 🛡️ **DOUBLEDOWN (DD) CASING AVAILABLE**

The Tomahawk is an all-mountain tire that excels in all conditions. The low-profile center lets the Tomahawk roll fast on hardpack, while the open knob spacing allows the tread to clear out mud if the trail gets wet. The large side knobs, matched with the square profile, allow for confident cornering in all terrains. If you're looking for a tire that can do it all without compromising, the Tomahawk is the tire for you.



## GRIFFIN

PART #	SIZE	ETRTO	TPI	BEAD	WEIGHT (G)	COMPOUND	MAX PSI	TECH
TB73432100	26x2.30	58-559	60	Foldable	735	3C MaxxTerra	60	3C/EXO/TR
TB73432000	26x2.30	58-559	120x2	Foldable	920	3C MaxxTerra	60	3C/TR/DD
TB91008100	27.5x2.30	58-584	60	Foldable	765	3C MaxxTerra	60	3C/EXO/TR
TB91008000	27.5x2.30	58-584	120x2	Foldable	955	3C MaxxTerra	60	3C/TR/DD
TB96881100	29x2.30	58-622	60	Foldable	810	3C MaxxTerra	60	3C/EXO/TR
TB96881000	29x2.30	58-622	120x2	Foldable	1020	3C MaxxTerra	60	3C/TR/DD


HARDPACK	LOOSE/HARD	MEDIUM	LOOSE	WET	MUD	CORNERING CONTROL	ROLLING EFFICIENCY

- **M337RU**
- **FAST-ROLLING DESIGN**
- **GREAT BRAKING CHARACTERISTICS**
- **EXO PROTECTION AVAILABLE**
- **TUBELESS READY (TR)**
- **DOUBLEDOWN (DD) AVAILABLE**

Originally designed as a fast-rolling bike park tire, the Griffin is now available in lightweight EXO and DoubleDown constructions for trail and enduro bikes. Tightly spaced and heavily ramped knobs allow this tire to quickly get up to speed, while standard knob height allows the tire to dig through powdery climbs and provide ample braking if you come in hot on a blind switchback. With this much speed on tap, you have no choice but to take flight with the Griffin.



LOTS OF RIDERS CHOOSE DIFFERENT TIRES FOR THE FRONT AND REAR OF THEIR MOUNTAIN BIKES. A MORE AGGRESSIVE TREAD PATTERN IN THE FRONT AND SOMETHING FASTER ROLLING IN THE REAR IS MOST COMMON.



## AGGRESSOR

PART #	SIZE	ETRTO	TPI	BEAD	WEIGHT (G)	COMPOUND	MAX PSI	TECH
TB73310000	26x2.30	58-559	60	Foldable	815	Dual	60	EXO/TR
TB73310100	26x2.30	58-559	120x2	Foldable	995	Dual	60	TR/DD
TB91009100	27.5x2.30	58-584	60	Foldable	845	Dual	60	EXO/TR
TB91009200	27.5x2.30	58-584	120x2	Foldable	1040	Dual	60	TR/DD
<b>NEW</b> TB85984000	27.5x2.50WT	63-584	60	Foldable	915	Dual	50	EXO/TR
<b>NEW</b> TB85984100	27.5x2.50WT	63-584	120x2	Foldable	1105	Dual	50	TR/DD
TB96882000	29x2.30	58-622	60	Foldable	900	Dual	60	EXO/TR
TB96882100	29x2.30	58-622	120x2	Foldable	1105	Dual	60	TR/DD
<b>NEW</b> TB96870000	29x2.50WT	63-622	60	Foldable	980	Dual	50	EXO/TR
<b>NEW</b> TB96870100	29x2.50WT	63-622	120x2	Foldable	1185	Dual	50	TR/DD

HARDPACK	LOOSE/HARD	MEDIUM	LOOSE	WET	MUD	CORNERING CONTROL	ROLLING EFFICIENCY

- **M343RU**
- **EXCELLENT ALL-AROUND PERFORMANCE**
- **DUAL-COMPOUND**
- **TUBELESS READY (TR)**
- **DOUBLEDOWN (DD) AVAILABLE**

The Aggressor is designed for high-speed modern mountain bike trails. Advanced knob shaping creates extra gripping edges, and reinforced side knobs offer enhanced stability when cornering at speed. An all-around trail tire excelling on everything from loose cross country race courses to heavy all-mountain riding.



ORBEA



## MINION SS

PART #	SIZE	ETRTO	TPI	BEAD	WEIGHT (G)	COMPOUND	MAX PSI	TECH
TB73434000	26x2.30	58-559	60	Foldable	745	Dual	60	EXO/TR
TB73434100	26x2.30	58-559	60	Foldable	760	Dual	60	Silkworm/EXO/TR
TB73434200	26x2.30	58-559	120x2	Foldable	925	Dual	60	TR/DD
TB91007100	27.5x2.30	58-584	60	Foldable	790	Dual	60	Silkworm/EXO/TR
TB91007000	27.5x2.30	58-584	60	Foldable	775	Dual	60	EXO/TR
TB91007300	27.5x2.30	58-584	120x2	Foldable	965	Dual	60	TR/DD
TB96778100	29x2.30	58-622	60	Foldable	840	Dual	60	Silkworm/EXO/TR
TB96778000	29x2.30	58-622	60	Foldable	820	Dual	60	EXO/TR
TB96778300	29x2.30	58-622	120x2	Foldable	1025	Dual	60	TR/DD

HARDPACK	LOOSE/HARD	MEDIUM	LOOSE	WET	MUD	CORNERING CONTROL	ROLLING EFFICIENCY

- ▼ **M342RU**
- ▼ **SEMI-SLICK CENTER WITH MINION CORNERING KNOBS**
- ▼ **DUAL-COMPOUND**
- ▼ **SILKWORM UNDER-TREAD PROTECTION AVAILABLE**
- ▼ **TUBELESS READY (TR)**
- ▼ **DOUBLEDOWN (DD) AVAILABLE**

The Minion SS fills the gap between a fast-rolling XC tire and a grippy DH tire by including a cluster of short, ramped knobs, flanked by the much-loved Minion side knobs. This combination creates a fast-rolling tire with a square profile that hooks up in loose terrain. Perfect for the modern enduro circuit's long descents and longer climbs.



## MINION DHF

	PART #	SIZE	ETRTO	TPI	BEAD	WEIGHT (G)	COMPOUND	MAX PSI	TECH
<b>NEW</b>	TB00017600	24x2.40	61-507	60	Foldable	765	3C MaxxTerra	60	3C/EXO/TR
	TB73305400	26x2.30	58-559	120x2	Foldable	1025	3C MaxxTerra	60	3C/TR/DD
<b>NEW</b>	TB74284100	26x2.50WT	63-559	60	Foldable	905	Dual	50	EXO/TR
<b>NEW</b>	TB74284000	26x2.50WT	63-559	60	Foldable	905	3C MaxxTerra	50	3C/EXO/TR
	TB85925100	27.5x2.30	58-584	60	Foldable	875	3C MaxxTerra	60	3C/EXO/TR
	TB85925600	27.5x2.30	58-584	120x2	Foldable	1065	3C MaxxTerra	60	3C/TR/DD
	TB85925500	27.5x2.30	58-584	60	Foldable	880	3C MaxxTerra	60	3C/EXO/TR/Skinwall
	TB85975100	27.5x2.50WT	63-584	60	Foldable	945	3C MaxxTerra	50	3C/EXO/TR
	TB85975200	27.5x2.50WT	63-584	60	Foldable	980	3C MaxxGrip	50	3C/EXO/TR
	TB85975300	27.5x2.50WT	63-584	120x2	Foldable	1170	3C MaxxGrip	50	3C/TR/DD
<b>NEW</b>	TB91146200	27.5x2.60	66-584	60	Foldable	965	Dual	40	EXO/TR
<b>NEW</b>	TB91146300	27.5x2.60	66-584	120	Foldable	925	3C MaxxTerra	40	3C/EXO/TR
	TB96785100	29x2.30	58-622	60	Foldable	925	3C MaxxTerra	60	3C/EXO/TR
	TB96785400	29x2.30	58-622	120x2	Foldable	1135	3C MaxxTerra	60	3C/TR/DD
	TB96800300	29x2.50WT	63-622	60	Foldable	1015	3C MaxxTerra	50	3C/EXO/TR

SEE QUICK REFERENCE SECTION FOR ALL AVAILABLE MODELS

HARDPACK	LOOSE/HARD	MEDIUM	LOOSE	WET	MUD	CORNERING CONTROL	ROLLING EFFICIENCY
■■■■■	■■■■■	■■■■■	■■■■■	■■■■■	■■■■■	■■■■■	■■■■■

- **M301/M301E/M301RU**
- **DIRECTIONAL, RAMPED KNOB DESIGN**
- **3C MAXXGRIP & MAXXTERRA AVAILABLE**
- **TUBELESS READY (TR) AVAILABLE**
- **WIDE TRAIL (WT) CASING IS OPTIMIZED FOR 30-35MM INNER WIDTH RIMS**
- **DOUBLEDOWN (DD) AVAILABLE**

The Minion DHF is the standard by which all other aggressive mountain tires are measured. The DHF incorporates ramped knobs for low rolling resistance and channel-cut knobs to increase gripping edges, giving straight-line control and precise cornering.



## MINION DHR II

	PART #	SIZE	ETRTO	TPI	BEAD	WEIGHT (G)	COMPOUND	MAX PSI	TECH
	TB73303100	26x2.30	58-559	60	Foldable	775	3C MaxxTerra	60	3C/EXO/TR
	TB73303200	26x2.30	58-559	120x2	Foldable	955	3C MaxxTerra	60	3C/TR/DD
	TB72910000	26x2.40WT	61-559	60	Foldable	865	Dual	50	EXO/TR
	TB72910100	26x2.40WT	61-559	60	Foldable	865	3C MaxxTerra	50	3C/EXO/TR
	TB85927000	27.5x2.30	58-584	60	Foldable	810	3C MaxxTerra	60	3C/EXO/TR
	TB85927400	27.5x2.30	58-584	120x2	Foldable	995	3C MaxxTerra	60	3C/TR/DD
	TB85962100	27.5x2.40WT	61-584	60	Foldable	900	3C MaxxTerra	50	3C/EXO/TR
<b>NEW</b>	TB91149100	27.5x2.60	66-584	60	Foldable	945	Dual	40	EXO/TR
<b>NEW</b>	TB91149000	27.5x2.60	66-584	120	Foldable	910	3C MaxxTerra	40	3C/EXO/TR
	TB96776100	29x2.30	58-622	60	Foldable	855	3C MaxxTerra	60	3C/EXO/TR
	TB96776400	29x2.30	58-622	120x2	Foldable	1055	3C MaxxTerra	60	3C/TR/DD
	TB96797100	29x2.40WT	61-622	60	Foldable	955	3C MaxxTerra	50	3C/EXO/TR

SEE QUICK REFERENCE SECTION FOR ALL AVAILABLE MODELS

HARDPACK	LOOSE/HARD	MEDIUM	LOOSE	WET	MUD	CORNERING CONTROL	ROLLING EFFICIENCY
■■■■■	■■■■■	■■■■■	■■■■■	■■■■■	■■■■■	■■■■■	■■■■■

- **M327/M327RU**
- **EXCELLENT BRAKING AND CORNERING TRACTION**
- **3C MAXXTERRA AVAILABLE**
- **WIDE TRAIL (WT) CASING IS OPTIMIZED FOR 30-35MM INNER WIDTH RIMS**
- **DOUBLEDOWN (DD) AVAILABLE**

The trail version of the Maxxis Minion DHR II features the same tread pattern as its downhill counterpart, but uses a single-ply casing to reduce weight. With side knobs borrowed from the legendary Minion DHF, but widened to provide more support, the DHR II corners like no other.




GLEASON



KEARNS



KEARNS



## HIGH ROLLER II

PART #	SIZE	ETRTO	TPI	BEAD	WEIGHT (G)	COMPOUND	MAX PSI	TECH
TB73307100	26x2.30	58-559	60	Foldable	835	3C MaxxTerra	60	3C/EXO/TR
TB73307300	26x2.30	58-559	120x2	Foldable	1015	3C MaxxTerra	60	3C/TR/DD
TB85923100	27.5x2.30	58-584	60	Foldable	870	3C MaxxTerra	60	3C/EXO/TR
TB85924600	27.5x2.30	58-584	120x2	Foldable	1055	3C MaxxTerra	60	3C/TR/DD
TB91052100	27.5x2.40	61-584	60	Foldable	910	3C MaxxTerra	60	3C/EXO/TR
TB85914800	27.5x2.40	61-584	60	Foldable	975	Single	65	SilkShield/eBike
<b>NEW</b> TB85983000	27.5x2.50WT	63-584	60	Foldable	925	3C MaxxTerra	50	3C/EXO/TR
<b>NEW</b> TB85983100	27.5x2.50WT	63-584	120x2	Foldable	1115	3C MaxxTerra	50	3C/TR/DD
TB96769100	29x2.30	58-622	60	Foldable	920	3C MaxxTerra	60	3C/EXO/TR
TB96769600	29x2.30	58-622	120x2	Foldable	1125	3C MaxxTerra	60	3C/TR/DD
<b>NEW</b> TB96803000	29x2.50WT	63-622	60	Foldable	990	3C MaxxTerra	50	3C/EXO/TR
<b>NEW</b> TB96803100	29x2.50WT	63-622	120x2	Foldable	1165	3C MaxxTerra	50	3C/TR/DD

SEE QUICK REFERENCE SECTION FOR ALL AVAILABLE MODELS

HARDPACK	LOOSE/HARD	MEDIUM	LOOSE	WET	MUD	CORNERING CONTROL	ROLLING EFFICIENCY

- 🛡️ **M325P/M325RU**
- 🛡️ **OPEN TREAD DESIGN**
- 🛡️ **IMPROVED BRAKING AND TRACTION**
- 🛡️ **3C MAXXTERRA AVAILABLE**
- 🛡️ **TUBELESS READY (TR) AVAILABLE**
- 🛡️ **DOUBLEDOWN (DD) AVAILABLE**

An open and aggressive tread design gives the High Roller II excellent soil penetration and mud-clearing ability. A square profile provides a solid, consistent feel across the knobs. Modified knobs on the shoulder and center improve braking performance and traction on hard surfaces. An excellent choice for technical, freeride terrain.



## SHORTY

PART #	SIZE	ETRTO	TPI	BEAD	WEIGHT (G)	COMPOUND	MAX PSI	TECH
TB73309000	26x2.30	58-559	60	Foldable	780	3C MaxxTerra	60	3C/TR
TB73309100	26x2.30	58-559	60	Foldable	825	3C MaxxTerra	60	3C/EXO/TR
TB74296000	26x2.50WT	63-559	60	Foldable	925	3C MaxxTerra	50	3C/EXO/TR
TB85924000	27.5x2.30	58-584	60	Foldable	815	3C MaxxTerra	60	3C/TR
TB85924100	27.5x2.30	58-584	60	Foldable	865	3C MaxxTerra	60	3C/EXO/TR
TB85979000	27.5x2.50WT	63-584	60	Foldable	965	3C MaxxTerra	50	3C/EXO/TR
TB85979100	27.5x2.50WT	63-584	120x2	Foldable	1170	3C MaxxGrip	50	3C/TR/DD
TB96772000	29x2.30	58-622	60	Foldable	860	3C MaxxTerra	60	3C/TR
TB96772100	29x2.30	58-622	60	Foldable	910	3C MaxxTerra	60	3C/EXO/TR
TB96804000	29x2.50WT	63-622	60	Foldable	1025	3C MaxxTerra	50	3C/EXO/TR

HARDPACK	LOOSE/HARD	MEDIUM	LOOSE	WET	MUD	CORNERING CONTROL	ROLLING EFFICIENCY


- 🛡️ **M331RU**
- 🛡️ **MID-SPIKE TREAD DESIGN**
- 🛡️ **EXO PROTECTION AVAILABLE**
- 🛡️ **TUBELESS READY (TR)**
- 🛡️ **WIDE TRAIL (WT) CASING IS OPTIMIZED FOR 30-35MM INNER WIDTH RIMS**
- 🛡️ **DOUBLEDOWN (DD) CASING AVAILABLE**

The DH version of the Maxxis Shorty was an instant favorite of our World Cup DH racers. The single-ply version offers trail riders the same traction in a much lighter package. All trail versions of the Shorty feature our Tubeless Ready casing and 3C MaxxTerra compound. EXO sidewall protection is available as an option for each size.









## MINION SS

PART #	SIZE	ETRTO	TPI	BEAD	WEIGHT (G)	COMPOUND	MAX PSI	TECH
TB85973100	27.5x2.50	63-584	60x2	Wire	1335	Super Tacky	65	ST
TB85973000	27.5x2.50	63-584	60x2	Wire	1335	3C MaxxGrip	65	3C


HARDPACK	LOOSE/HARD	MEDIUM	LOOSE	WET	MUD	CORNERING CONTROL	ROLLING EFFICIENCY

- **M342P**
- **SEMI-SLICK CENTER WITH MINION CORNERING KNOBS**
- **3C MAXXGRIP AVAILABLE**
- **DUAL-PLY CASING WITH BUTYL INSERT**

The Minion SS fills the gap between a fast-rolling XC tire and a grippy DH tire by including a cluster of short, ramped knobs, flanked by familiar Minion side knobs. This combination creates a fast-rolling tire with a square profile that hooks up in loose terrain. Perfect for the modern enduro circuit's long descents and longer climbs.



'GAMBLE' IS OUR WAY OF SHOWING THE CHOSEN FEW BEING RELEASED FROM THE CONFINES OF THE TAPE AND BEING GIVEN AN UN-RESTRICTED CHANCE AT CREATING SEGMENTS THAT ALLOW THEIR TRUE PERSONALITIES AND RAW SPEED TO SHINE THROUGH, BACKED UP WITH A HEAVY HITTING SOUNDTRACK AND VIRGIN TRAILS, TAILORED FOR MADNESS. A NEW DOWNHILL MOUNTAIN BIKE FILM DROPPING APRIL 2018.




## MINION DHF

PART #	SIZE	ETRTO	TPI	BEAD	WEIGHT (G)	COMPOUND	MAX PSI	TECH
TB50614000	24x2.40	61-507	60x2	Wire	1155	3C MaxxGrip	65	3C
TB74265700	26x2.50	55-559	60x2	Wire	1180	Single	65	-
TB74265000	26x2.50	55-559	60x2	Wire	1200	Super Tacky	65	ST
TB74262000	26x2.50	55-559	27	Foldable	1180	Super Tacky	55	UST/ST
TB74265500	26x2.50	55-559	60x2	Wire	1265	3C MaxxGrip	65	3C
TB74269000	26x2.50	55-559	60x2	Wire	1270	3C MaxxGrip	65	3C/Skinwall
<b>NEW</b> TB85976600	27.5x2.50	63-584	60x2	Wire	1390	Single	50	-
TB85976100	27.5x2.50	63-584	60x2	Wire	1390	Super Tacky	50	ST
TB85976000	27.5x2.50	63-584	60x2	Wire	1390	3C MaxxGrip	50	3C
<b>NEW</b> TB85975800	27.5x2.50WT	63-584	60x2	Foldable	1255	3C MaxxGrip	50	3C/TR
TB96800100	29x2.50	63-622	60x2	Foldable	1250	Dual	50	EXO/TR
TB96800200	29x2.50	63-622	60x2	Foldable	1295	3C MaxxGrip	50	3C/EXO/TR
<b>NEW</b> TB96800700	29x2.50WT	63-622	60x2	Foldable	1335	3C MaxxGrip	50	3C/TR

HARDPACK	LOOSE/HARD	MEDIUM	LOOSE	WET	MUD	CORNERING CONTROL	ROLLING EFFICIENCY

- **M301/M301P/M301RU**
- **DIRECTIONAL, RAMPED KNOB DESIGN**
- **3C MAXXGRIP AND SUPER TACKY AVAILABLE**
- **TUBELESS READY (TR) AVAILABLE**
- **DUAL-PLY CASING WITH BUTYL INSERT**

The Minion DHF is the standard by which all other downhill tires are measured. The DHF incorporates ramped knobs for low rolling resistance and channel-cut knobs to increase gripping edges, giving straight-line control and precise cornering.




## MINION DHR II

PART #	SIZE	ETRTO	TPI	BEAD	WEIGHT (G)	COMPOUND	MAX PSI	TECH
TB72907000	26x2.40	61-559	60x2	Wire	1240	Single	65	-
TB72907100	26x2.40	61-559	60x2	Wire	1265	3C MaxxGrip	65	3C
TB72907200	26x2.40	61-559	60x2	Wire	1225	Super Tacky	65	ST
<b>NEW</b> TB91051600	27.5x2.40	61-584	60x2	Wire	1285	Single	65	-
TB91051100	27.5x2.40	61-584	60x2	Wire	1270	Super Tacky	65	ST
TB91051000	27.5x2.40	61-584	60x2	Wire	1315	3C MaxxGrip	65	3C
<b>NEW</b> TB85962700	27.5x2.40WT	61-584	60x2	Foldable	1190	3C MaxxGrip	50	3C/TR
<b>NEW</b> TB96797500	29x2.40WT	61-622	60x2	Foldable	1265	3C MaxxGrip	50	3C/TR

HARDPACK	LOOSE/HARD	MEDIUM	LOOSE	WET	MUD	CORNERING CONTROL	ROLLING EFFICIENCY

- **M327**
- **EXCELLENT BRAKING AND CORNERING TRACTION**
- **3C MAXXGRIP AND SUPER TACKY AVAILABLE**
- **TUBELESS READY (TR) AVAILABLE**
- **DUAL-PLY CASING WITH BUTYL INSERT**

Featuring an all-new tread design, the Minion DHR II is the ideal tire for aggressive gravity riding. With side knobs borrowed from the legendary Minion DHF, but widened to provide more support, the DHR II corners like no other. The center tread features ramped knobs.



## HIGH ROLLER II

PART #	SIZE	ETRTO	TPI	BEAD	WEIGHT (G)	COMPOUND	MAX PSI	TECH
TB74177200	26x2.40	61-559	60x2	Wire	1205	Single	65	-
TB74177100	26x2.40	61-559	60x2	Wire	1260	3C MaxxGrip	65	3C
TB74177600	26x2.40	61-559	60x2	Wire	1225	Super Tacky	65	ST
TB85915300	27.5x2.40	61-584	60x2	Wire	1250	Single	65	-
TB85915100	27.5x2.40	61-584	60x2	Wire	1270	Super Tacky	65	ST
TB85915200	27.5x2.40	61-584	60x2	Wire	1305	3C MaxxGrip	65	3C
TB91052000	27.5x2.40	61-584	60x2	Foldable	1215	3C MaxxGrip	60	3C/TR

HARDPACK	LOOSE/HARD	MEDIUM	LOOSE	WET	MUD	CORNERING CONTROL	ROLLING EFFICIENCY

- **M325P**
- **OPEN TREAD DESIGN**
- **IMPROVED BRAKING AND TRACTION**
- **3C MAXX GRIP AND SUPER TACKY AVAILABLE**
- **TUBELESS READY (TR) AVAILABLE**
- **DUAL-PLY CASING WITH BUTYL INSERT**

An open and aggressive tread design gives the High Roller II excellent soil penetration and mud-clearing ability. A square profile provides a solid, consistent feel across the knobs. Modified knobs on the shoulder and center improve braking performance and traction on hard surfaces. When gravity pulls you downhill, rely on the High Roller II to keep you upright.



## SHORTY

PART #	SIZE	ETRTO	TPI	BEAD	WEIGHT (G)	COMPOUND	MAX PSI	TECH
TB72911100	26x2.40	61-559	60x2	Wire	1215	Super Tacky	65	ST
TB72911000	26x2.40	61-559	60x2	Wire	1215	3C MaxxGrip	65	3C
TB91056100	27.5x2.40	61-584	60x2	Wire	1270	Super Tacky	65	ST
TB91056000	27.5x2.40	61-584	60x2	Wire	1270	3C MaxxGrip	65	3C
<b>NEW</b> TB85979200	27.5x2.50WT	63-584	60x2	Foldable	1255	3C MaxxGrip	50	3C/TR
<b>NEW</b> TB00020900	29x2.50WT	63-622	60x2	Foldable	1335	3C MaxxGrip	50	3C/TR

HARDBACK	LOOSE/HARD	MEDIUM	LOOSE	WET	MUD	CORNERING CONTROL	ROLLING EFFICIENCY

- **M331P**
- **LARGE, AGGRESSIVE LUGS**
- **3C MAXXGRIP AND SUPER TACKY AVAILABLE**
- **TUBELESS READY (TR) AVAILABLE**
- **DUAL-PLY CASING WITH BUTYL INSERT**

Today's World Cup downhill tracks are steep, technical monsters with ever-changing conditions. Our pros needed a mid-spike tire that could handle dry, loose, blown-out corners as well as a bit of mud. The Shorty is that tire. A high-volume, dual-ply downhill casing makes the Shorty a more versatile option than a dedicated mud spike like our Wet Scream. Large, tall and slightly staggered side knobs penetrate loose soil to provide predictable, stable cornering at warp speeds.



## WETSCREAM

PART #	SIZE	ETRTO	TPI	BEAD	WEIGHT (G)	COMPOUND	MAX PSI	TECH
TB74276000	26x2.50	55-559	60x2	Wire	1160	Super Tacky	65	ST
TB85977000	27.5x2.50	55-584	60x2	Wire	1205	Super Tacky	65	ST
TB85977100	27.5x2.50	55-584	120x2	Foldable	1005	Super Tacky	65	ST/DD

HARDBACK	LOOSE/HARD	MEDIUM	LOOSE	WET	MUD	CORNERING CONTROL	ROLLING EFFICIENCY

- **M137**
- **WIDELY-SPACED, SHARP SQUARE DESIGN**
- **MUD-SPECIFIC TIRE**
- **DUAL-PLY CASING WITH BUTYL INSERT**

Designed for the muddiest downhill race course in the world: Les Gets, France. Not for your local trail, the Wetscream is intended for competition use only, on professionally maintained courses. When the course turns ugly, trust the Wetscream to carry you to victory.



**IN GENERAL, 3C AND SUPER TACKY COMPOUND TIRES WEAR FASTER THAN OUR SINGLE COMPOUND TIRES, BUT THEY OFFER BETTER TRACTION. TO BALANCE TREAD WEAR AND TRACTION, MANY RIDERS CHOOSE TO RUN A 3C OR SUPER TACKY TIRE IN THE FRONT AND A DUAL-COMPOUND TIRE IN THE REAR.**



**FAT/PLUS**



# IKON+

PART #	SIZE	ETRTO	TPI	BEAD	WEIGHT (G)	COMPOUND	MAX PSI	TECH
TB96904200	27.5x2.80	71-584	120	Foldable	725	Dual	35	-
TB96904100	27.5x2.80	71-584	120	Foldable	770	Dual	35	EXO/TR
TB96904000	27.5x2.80	71-584	120	Foldable	770	3C MaxxSpeed	35	3C/EXO/TR



- **M319**
- **27.5+ TIRE**
- **HIGH-VOLUME, VERSATILE RACE TIRE**
- **3C MAXXSPEED AVAILABLE**
- **EXO PROTECTION AVAILABLE**
- **TUBELESS READY (TR)**

The Ikon+ upsizes our most versatile XC tire to the plus bike platform. With knob sizes and heights optimized for the higher volume and lower pressures of plus bikes, expect the familiar fast-rolling and predictable handling tread with an even larger contact patch for the fastest trail riding experience.



IN THE UNFORTUNATE EVENT OF A SIDEWALL TEAR, BE SURE TO USE A TIRE BOOT TO KEEP THE TUBE INSIDE. IN A PINCH, YOU CAN USE A FOLDED DOLLAR BILL OR EVEN THE WRAPPER FROM AN ENERGY BAR.



# REKON+

PART #	SIZE	ETRTO	TPI	BEAD	WEIGHT (G)	COMPOUND	MAX PSI	TECH
TB96906000	27.5x2.80	71-584	60	Foldable	825	Dual	35	EXO/TR
TB96906100	27.5x2.80	71-584	120	Foldable	780	3C MaxxTerra	35	3C/EXO/TR
<b>NEW</b> TB96906500	27.5x2.80	71-584	120	Foldable	930	3C MaxxTerra	35	3C/SilkShield/EXO/TR
<b>NEW</b> TB96906600	27.5x2.80	71-584	60	Foldable	885	3C MaxxTerra	35	3C/EXO/TR/Skinwall



- **M349**
- **27.5+ TIRE**
- **DESIGNED FOR AGGRESSIVE XC TRAILS**
- **3C MAXXTERRA AVAILABLE**
- **EXO PROTECTION AVAILABLE**
- **TUBELESS READY (TR)**

The Rekon+ is an aggressive trail tire inspired by the Ikon+ for intermediate and technical terrain. Wide knobs down the middle provide control under braking, and L-shaped side knobs assure support when carving loose turns. With confidence like this, you can race more and scout less with the Rekon+.



## MINION DHF

PART #	SIZE	ETRTO	TPI	BEAD	WEIGHT (G)	COMPOUND	MAX PSI	TECH
TB74392100	26x2.80	71-559	60	Foldable	1000	Dual	35	EXO/TR
TB74392000	26x2.80	71-559	120	Foldable	940	3C MaxxTerra	35	3C/EXO/TR
TB96908100	27.5x2.80	71-584	60	Foldable	1040	Dual	35	EXO/TR
TB96908000	27.5x2.80	71-584	120	Foldable	980	3C MaxxTerra	35	3C/EXO/TR
TB96834100	29x3.00	76-622	60	Foldable	1160	Dual	30	EXO/TR
TB96834000	29x3.00	76-622	120	Foldable	1120	3C MaxxTerra	30	3C/EXO/TR

HARDPACK	LOOSE/HARD	MEDIUM	LOOSE	WET	MUD	CORNERING CONTROL	ROLLING EFFICIENCY

- **M301**
- **FRONT-SPECIFIC TREAD PATTERN**
- **GREAT BRAKING CHARACTERISTICS**
- **3C MAXXTERRA AVAILABLE**
- **EXO PROTECTION**
- **TUBELESS READY (TR)**

"Just run a DHF." How many times have you heard or said this when talking tire advice? For over a decade, the Minion DHF has been the tire to beat, whether you're racing your friends on Saturday or the clock on Sunday. The tread pattern behind countless championship wins is now available in a high-volume plus tire design so you can make new memories with an old friend.



**IF YOU KEEP A SPARE TUBE IN A SADDLE BAG OR HYDRATION PACK, BE SURE TO CHECK THEM AT LEAST ONCE A SEASON. IT'S POSSIBLE FOR LOOSE TOOLS, KEYS, FRICTION, ETC. TO CAUSE A PUNCTURE. PUTTING YOUR SPARE TUBE INSIDE A SMALL PLASTIC BAG WILL GO A LONG WAY TOWARDS PROTECTING THEM.**



## MINION DHR II

PART #	SIZE	ETRTO	TPI	BEAD	WEIGHT (G)	COMPOUND	MAX PSI	TECH
TB74394100	26x2.80	71-559	60	Foldable	1000	Dual	35	EXO/TR
TB74394000	26x2.80	71-559	120	Foldable	940	3C MaxxTerra	35	3C/EXO/TR
TB96909100	27.5x2.80	71-584	60	Foldable	1040	Dual	35	EXO/TR
TB96909000	27.5x2.80	71-584	120	Foldable	980	3C MaxxTerra	35	3C/EXO/TR
TB96835100	29x3.00	76-622	60	Foldable	1160	Dual	30	EXO/TR
TB96835200	29x3.00	76-622	120	Foldable	1110	3C MaxxTerra	30	3C/EXO/TR

HARDPACK	LOOSE/HARD	MEDIUM	LOOSE	WET	MUD	CORNERING CONTROL	ROLLING EFFICIENCY

- **M327**
- **EXCELLENT BRAKING AND CORNERING TRACTION**
- **GREAT BRAKING CHARACTERISTICS**
- **3C MAXXTERRA AVAILABLE**
- **EXO PROTECTION**
- **TUBELESS READY (TR)**

The Minion DHR II is the Yang to the DHF's Yin, the perfect complement, and is now available for the most capable plus bikes on the market. Proven paddle knobs down the center not only provide decreased rolling resistance compared to the DHF, but also offer increased braking when the trail gets loose. Those knobs allow you to brake harder in the steepest terrain to maintain your balance as you let the high-volume casing absorb any trail irregularities.



MILLER



KRAUSHAAR



CAMPBELL



## HIGH ROLLER II

PART #	SIZE	ETRTO	TPI	BEAD	WEIGHT (G)	COMPOUND	MAX PSI	TECH
TB96910100	27.5x2.80	71-584	60	Foldable	970	Dual	35	EXO/TR
TB96910000	27.5x2.80	71-584	120	Foldable	915	3C MaxxTerra	35	3C/EXO/TR
TB91154100	27.5x3.00	76-584	60	Foldable	1055	Dual	30	EXO/TR
TB91154000	27.5x3.00	76-584	120	Foldable	990	3C MaxxTerra	30	3C/EXO/TR

HARDPACK	LOOSE/HARD	MEDIUM	LOOSE	WET	MUD	CORNERING CONTROL	ROLLING EFFICIENCY

- **M325**
- **FAST-ROLLING DESIGN**
- **GREAT BRAKING CHARACTERISTICS**
- **3C MAXXTERRA AVAILABLE**
- **EXO PROTECTION**
- **TUBELESS READY (TR)**

The High Roller II is one of the most celebrated and widely used mountain bike tires on the market. The new higher volume of the plus platform complements the open knob pattern for the best in flotation over loose terrain while biting through the powder, soft dirt and mud when necessary. You fell in love with it on your old 26" bike and have run it on each bike since; now crush everything in your path with the new plus-sized High Roller II.



IF YOU'RE USING A LIQUID SEALANT, BE SURE TO CHECK IT REGULARLY. OVER TIME IT WILL DRY OUT, AND IF YOU GET A PUNCTURE, YOUR TIRE WON'T BE ABLE TO SEAL. IF YOU CAN'T HEAR A LITTLE BIT SLOSHING AROUND INSIDE YOUR TIRE, IT MAY BE TIME TO ADD SOME NEW SEALANT.



## MINION FBF

PART #	SIZE	ETRTO	TPI	BEAD	WEIGHT (G)	COMPOUND	MAX PSI	TECH
TB72655200	26x4.00	102-559	60	Foldable	1290	Dual	30	-
TB72655100	26x4.00	102-559	120	Foldable	1225	Dual	30	-
TB72655000	26x4.00	102-559	120	Foldable	1295	Dual	30	EXO/TR
TB72662200	26x4.80	122-559	60	Foldable	1650	Dual	20	-
TB72662100	26x4.80	122-559	120	Foldable	1575	Dual	20	-
TB72662000	26x4.80	122-559	120	Foldable	1645	Dual	20	EXO/TR
TB91183000	27.5x3.80	97-584	60	Foldable	1470	Dual	30	-
TB91182200	27.5x3.80	97-584	120	Foldable	1400	Dual	30	-
TB91182000	27.5x3.80	97-584	120	Foldable	1475	Dual	30	EXO/TR

HARDPACK	LOOSE/HARD	MEDIUM	LOOSE	WET	MUD	CORNERING CONTROL	ROLLING EFFICIENCY

- **M346**
- **INSPIRED BY THE MINION DHF**
- **FRONT-SPECIFIC TREAD DESIGN**
- **EXO PROTECTION AVAILABLE**
- **TUBELESS READY (TR) AVAILABLE**

For the most discerning racers, the race-proven Relix tread pattern is now available in a tubular construction. The most striking feature is the cobblestone texture under the tread, designed using advanced R&D techniques to roll the fastest in real-world conditions. Roads are never perfectly smooth, so this tread complements the pavement's impurities for the lowest rolling resistance on race day.





# MINION FBR

PART #	SIZE	ETRTO	TPI	BEAD	WEIGHT (G)	COMPOUND	MAX PSI	TECH
TB72656200	26x4.00	102-559	60	Foldable	1360	Dual	30	—
TB72656100	26x4.00	102-559	120	Foldable	1295	Dual	30	—
TB72656000	26x4.00	102-559	120	Foldable	1365	Dual	30	EXO/TR
TB72664200	26x4.80	122-559	60	Foldable	1625	Dual	20	—
TB72664100	26x4.80	122-559	120	Foldable	1550	Dual	20	—
TB72664000	26x4.80	122-559	120	Foldable	1620	Dual	20	EXO/TR
TB91184200	27.5x3.80	97-584	60	Foldable	1280	Dual	30	—
TB91184100	27.5x3.80	97-584	120	Foldable	1210	Dual	30	—
TB91184000	27.5x3.80	97-584	120	Foldable	1285	Dual	30	EXO/TR

HARDPACK	LOOSE/HARD	MEDIUM	LOOSE	WET	MUD	CORNERING CONTROL	ROLLING EFFICIENCY
■	■	■	■	■	■	■	■

- **M347**
- **INSPIRED BY THE MINION DHR II**
- **REAR-SPECIFIC TREAD DESIGN**
- **EXO PROTECTION AVAILABLE**
- **TUBELESS READY (TR) AVAILABLE**

The Minion FBR is a rear-specific fat bike tire designed for trail riding. It shares the look of the Minion DHR II, but is optimized for fat biking. The Minion FBR features well-known, proven side knobs for cornering traction and ramped, paddle-like knobs down the middle, minimizing rolling resistance and maximizing traction in all conditions.



GIBSON

# WINTER



GIBSON



**NEW**



## MAXX-ICE

PART #	SIZE	ETRTO	TPI	BEAD	WEIGHT	COMPOUND	MAX PSI	TECH
TB96272000	700x40C	40-622	60	Wire	795	Single	75	SilkShield
TB96272100	700x40C	40-622	60	Foldable	650	Single	75	EXO
				ICE		HARDPACK	GROOMED TRAIL	POWDER

- **M2019P**
- **STUDED HYBRID TIRE**
- **5MM TALL TREAD LUGS**
- **WINTER-OPTIMIZED COMPOUND**
- **SILKSHIELD BEAD-TO-BEAD PROTECTION AVAILABLE**
- **EXO SIDEWALL PROTECTION AVAILABLE**

Whether you're a committed year-round bicycle commuter or a backroads explorer, the Maxx-Ice will guarantee safe passage. Large 5mm-tall knobs offer positive cornering on harder surfaces, while aggressive siping increases traction on snow and ice. Carbide-tipped studs offer a safe ride along with performance on ice to get you home this winter.



NEW



# MATTERHORN

PART #	SIZE	ETRTO	TPI	BEAD	WEIGHT (G)	COMPOUND	MAX PSI	TECH
TB69614000	26x2.10	53-559	60	Foldable	755	Single	60	EXO/TR
TB96898000	29x2.25	57-622	60	Foldable	895	Single	60	EXO/TR

ICE	HARDPACK	GROOMED TRAIL	POWDER

- **M345RU**
- **STUDED MTB TIRE**
- **WINTER-OPTIMIZED DUAL COMPOUND**
- **EXO SIDEWALL PROTECTION**
- **TUBELESS READY (TR)**

Like the legendary mountain in the Alps beckoning to generations of mountaineers, the studs on the Matterhorn encourage you to push your limits and ride farther, faster and more in control than ever before. An open tread pattern readily clears slush and mud, while rectangular knobs provide predictable grip under acceleration, braking and cornering.



NEW



# MOOSETRAK

PART #	SIZE	ETRTO	TPI	BEAD	WEIGHT (G)	COMPOUND	MAX PSI	TECH
TB72668000	26x4.80	122-559	60	Foldable	1695	Dual	20	-
TB72668200	26x4.80	122-559	120	Foldable	1615	Dual	20	-

ICE	HARDPACK	GROOMED TRAIL	POWDER

- **M352**
- **STUDED FAT-BIKE TIRE**
- **WINTER-OPTIMIZED COMPOUND**

The Moosetrak is our first studded fat tire, designed for the harshest winter conditions. We've added 258 studs to our winter-optimized compound for the precision and performance you expect from a Maxxis tire. Alternating paddles and arrow-shaped knobs keep you moving forward and tracking straight in the mix of snow, slush and ice you may encounter on backcountry fat-bike adventures.






# DTH

PART #	SIZE	ETRTO	TPI	BEAD	WEIGHT (G)	COMPOUND	MAX PSI	TECH
TB72683000	26x2.15	52/54-559	60	Foldable	550	Single	80	—
TB72683100	26x2.15	52/54-559	60	Foldable	555	Single	80	Skinwall
TB73300000	26x2.30	55/58-559	60	Wire	730	Single	65	—
TB73301000	26x2.30	55/58-559	60	Foldable	650	Single	65	—
TB73300300	26x2.30	55/58-559	60	Foldable	650	Single	65	Skinwall

DIRT STREET PARK FLAT VERT

- **M147**
- **60 TPI CASING**
- **GROOVED-SLICK URBAN OPTION**
- **LIGHTWEIGHT, SINGLE-PLY CASING**
- **SKINWALL AVAILABLE**

The same DTH BMX tread in 26" size offerings to provide multiple options in a dirt/urban environment. The lightweight construction makes this version ideal for dirt jumping and even commuting. Choose your size, choose your style and choose the DTH.



# TORCH

PART #	SIZE	ETRTO	TPI	BEAD	WEIGHT (G)	COMPOUND	MAX PSI	TECH
TB96651200	29x2.10	53-622	120	Foldable	625	Single	65	Silkworm

DIRT STREET PARK FLAT VERT

- **M149**
- **120 TPI CASING**
- **LIGHTWEIGHT CONSTRUCTION**
- **SILKWORM PUNCTURE PROTECTION**

Since its introduction, the Torch has set fire to BMX tracks around the globe. Now available in a 29" size, the Torch is ready to burn up your local streets! The same fast-rolling tread pattern and supple, 120 TPI casing that made the 20" version so popular has made its way to this new 29" size. Choose the Torch for your 29er urban assault bike!



**MANY SLOPESTYLE RIDERS RUN AN IKON IN THE FRONT AND A DTH ON THE BACK TO MAXIMIZE CORNERING GRIP IN BLOWN OUT BERMS WITHOUT SACRIFICING THE SPEED NEEDED TO CLEAR EACH GAP.**

BMX



NEW



# RELIX

PART #	SIZE	ETRTO	TPI	BEAD	WEIGHT (G)	COMPOUND	MAX PSI	TECH
TB28950000	20x1.75	44-406	120	Foldable	330	Dual	110	Silkworm
TB28950100	20x1.75	44-406	120	Foldable	360	Dual	110	SilkShield

DIRT	STREET	PARK	FLAT	VERT

- **M215**
- **120 TPI CASING**
- **BMX RACING TIRE**
- **SILKWORM UNDER-TREAD PROTECTION AVAILABLE**
- **SILKSHIELD BEAD-TO-BEAD PROTECTION AVAILABLE**

The Relix is a modern BMX racing tire optimized for the fastest track conditions in the world. A slick center line eases acceleration and maintains momentum to let you take the holeshoot and stay up front until the end. An inverted checkerboard pattern on the shoulders provides grip for the corners and unleashes the champion within.



**CAROLINE BUCHANAN**  
**2016 UCI BMX WORLD CHAMPIONSHIPS. MEDELLIN, COLOMBIA**  
 "A favorite memory is flying the Australian green and yellow colors in a cycling discipline I love, the BMX Time Trial. This photo captures me ripping into the first corner at roughly 55 kph, with my Maxxis Torch tires hooking up front and rear. Twenty seconds later, I crossed the finish line in Colombia to claim my sixth UCI World Championship title! A memory that just keeps on rolling!"



# TORCH

PART #	SIZE	ETRTO	TPI	BEAD	WEIGHT (G)	COMPOUND	MAX PSI	TECH
TB20354000	20x1 1/8	28-451	120	Wire	260	Dual	85	Silkworm
TB20626000	20x1 3/8	37-451	120	Wire	310	Dual	100	Silkworm
TB24755200	20x1.75	44-406	60x2	Foldable	445	Dual	110	Skinwall
TB24755100	20x1.75	44-406	120	Foldable	360	Dual	110	SilkShield
<b>NEW</b> TB29089100	20x1.75	44-406	120	Foldable	380	Dual	100	EXO/TR
TB29519300	20x1.95	49-406	60x2	Foldable	490	Dual	110	Skinwall
TB29519100	20x1.95	49-406	120	Foldable	395	Dual	110	SilkShield
TB31032000	20x2.20	56-406	60	Foldable	475	Dual	110	SilkShield
TB47641000	24x1.75	44-507	120	Wire	450	Dual	65	Silkworm

DIRT STREET PARK FLAT VERT

- M149**
- LIGHTWEIGHT CONSTRUCTION**
- DUAL-COMPOUND**
- SILKWORM & SILKSHIELD**

Light up the track and your competition with the Torch. In an all-out sprint for 30 seconds, you need every advantage you can get, which is why the Torch features a lightweight, 120 TPI casing and a tread pattern designed to let you rip through the pavement of modern BMX tracks.



**THE PRESSURE NOTED ON THE TIRE'S SIDEWALL IS A MAXIMUM. REDUCING YOUR TIRE PRESSURE CAN MAKE LEARNING SOME TRICKS EASIER DUE TO INCREASED CONTROL AND COMFORT.**



# GRIFTER

PART #	SIZE	ETRTO	TPI	BEAD	WEIGHT (G)	COMPOUND	MAX PSI	TECH
TB29643000	20x1.85	48-406	120	Foldable	410	Dual	110	SilkShield
TB29643100	20x1.85	48-406	60	Foldable	505	Dual	110	Skinwall
TB30704600	20x2.10	53-406	120	Foldable	455	Dual	110	SilkShield
TB30704200	20x2.10	53-406	60	Foldable	550	Dual	110	Skinwall
TB35849200	20x2.30	58-406	120	Foldable	560	Dual	110	SilkShield
TB35849000	20x2.30	58-406	60x2	Foldable	635	Dual	110	Skinwall
TB35949000	20x2.40	61-406	60	Foldable	605	Dual	110	SilkShield

DIRT STREET PARK FLAT VERT

- M148**
- LIGHTWEIGHT FREESTYLE TIRE**
- DUAL-COMPOUND**
- 110 PSI HIGH AIR-PRESSURE RATED**

It almost feels like cheating: The foldable bead and lightweight materials allow tricks to flow more easily – without the extra weight to throw around. High pressure and dual-compound tread make landings stick at any angle. Maxxis used these technologies and more to produce the Grifter – simply the best freestyle tire ever.

# MODIFIED TRIALS



## CREEPY CRAWLER F

PART #	SIZE	ETRTO	TPI	BEAD	WEIGHT (G)	COMPOUND	MAX PSI	TECH
TB29688100	20x2.00	54-406	60	Wire	625	Super Tacky	50	ST
	DIRT	STREET	PARK	FLAT	VERT			

- **M143**
- **BLOCK DESIGN**
- **FRONT-SPECIFIC**
- **BUILT ON 54-406MM CASING (20")**

The Creepy Crawler F is the ultimate all-around modified trials tire. Designed with a Super Tacky (ST) tread compound, this tire is built to keep you upright on the nastiest obstacles. The Creepy Crawler F is made to be ridden with the Creepy Crawler R for maximum performance from your modified trials bike.



## CREEPY CRAWLER R

PART #	SIZE	ETRTO	TPI	BEAD	WEIGHT (G)	COMPOUND	MAX PSI	TECH
TB35877000	20x2.50	67-387	25	Wire	1070	Super Tacky	50	ST
	DIRT	STREET	PARK	FLAT	VERT			

- **M143**
- **BLOCK DESIGN**
- **REAR-SPECIFIC**
- **BUILT ON 67-387MM CASING (19")**
- **20X2.50 WILL NOT FIT A STANDARD 20" BMX WHEEL**

If you're a modified trials rider who wants aggressive traction for the most demanding conditions, the Creepy Crawler R is made for you. The Creepy Crawler R is constructed to be strong and durable, featuring Super Tacky (ST) tread compound that sticks to any obstacle. To sum it up, the Maxxis Creepy Crawler is the best modified trials tire on the market.

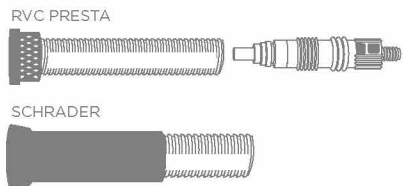




# FLYWEIGHT

PART #	SIZE	WEIGHT (G)	VALVE
SIB6388410	26x1.90/2.125	95	Presta RVC
SIB7512000	27.5x1.90/2.125	110	Presta RVC
SIB6987820	700x18/25C	52	Presta 60mm RVC
SIB9684500	29x1.90/2.125	117	Presta RVC

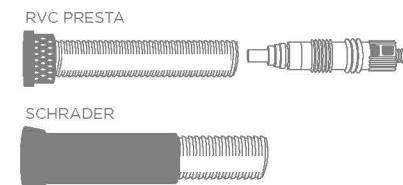
- .45 MM THIN WALLS
- LIGHTEST TUBE AVAILABLE
- MAXXIS RIM STRIP INCLUDED
- PRESTA & SCHRADER VALVES



# ULTRALIGHT

PART #	SIZE	WEIGHT (G)	VALVE
IB25400000	20x1.50/1.75	83	Schrader
IB29520000	20x1.90/2.125	96	Schrader
IB60064200	26x1.50/1.75	110	Presta 48mm RVC
IB63810000	26x1.90/2.125	127	Schrader
IB75076300	27.5x1.90/2.35	146	Presta RVC
IB75077200	27.5x1.90/2.35	147	Presta 48mm RVC
IB96827400	29x1.90/2.35	156	Presta RVC
IB96827600	29x1.90/2.35	157	Presta 48mm RVC

- .60 MM THIN WALLS
- LIGHTWEIGHT AND DURABLE FOR RACING
- PRESTA & SCHRADER VALVES





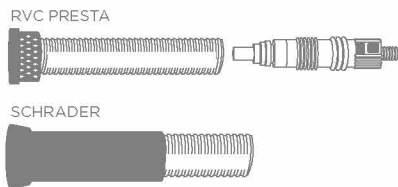
## WELTER WEIGHT

## FREERIDE

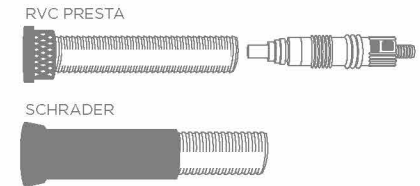
PART #	SIZE	WEIGHT (G)	VALVE
IB14205000	16x1.90/2.125	97	Schrader
IB29513000	20x1.90/2.125	123	Schrader
IB22993000	20x1 1/4-1 3/8	106	Presta RVC
IB29513200	20x1.90/2.125	122	Presta RVC
IB48713000	24x1.90/2.125	148	Presta RVC
IB49899000	24x2.125	166	Schrader
IB63464200	26x1.90/2.125	162	Presta RVC
IB67681000	26x2.125	181	Schrader
IB75078400	27.5x1.90/2.35	188	Presta RVC
IB75079300	27.5x1.90/2.35	189	Presta 48mm RVC
IB75097100	27.5x2.20/2.50	225	Presta RVC
IB96826100	29x1.90/2.35	178	Presta RVC
IB81555100	700x18/25,27x7/8-1	85	Presta 48mm RVC
IB81556100	700x18/25,27x7/8-1	86	Presta 60mm RVC
IB94198100	700x35/45,27x1 3/8-1 3/4	128	Presta RVC

PART #	SIZE	WEIGHT (G)	VALVE
IB67446800	26x2.20/2.50	294	Presta RVC
IB67445000	26x2.20/2.50	294	Schrader
IB75102000	27.5x2.20/2.50	329	Schrader
IB75105100	27.5x2.2/2.5	329	Presta RVC
IB75109100	27.5x2.2/2.5	330	Presta 48mm RVC

- .80 MM THIN WALLS
- PUNCTURE RESISTANT
- PRESTA & SCHRADER VALVES



- 1.2 MM THIN WALLS
- FREERIDE-SPECIFIC
- PRESTA & SCHRADER VALVES

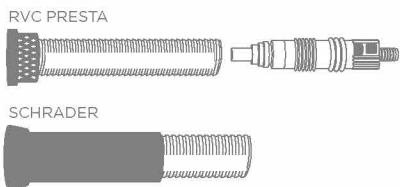




# DOWNHILL

PART #	SIZE	WEIGHT (G)	VALVE
IB49959900	24x2.50/2.70	429	Presta RVC
IB49963000	24x2.50/2.70	429	Schrader
IB68560100	26x2.50/2.70	451	Presta RVC
IB68566000	26x2.50/2.70	451	Schrader

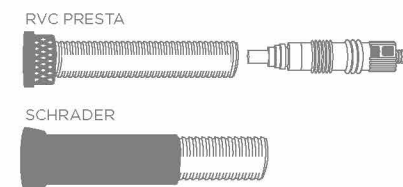
- 1.5 MM THIN WALLS
- DOWNHILL-SPECIFIC
- PRESTA & SCHRADER VALVES



# FAT/PLUS BIKE

PART #	SIZE	WEIGHT (G)	VALVE
IB68600200	26x3.8/5.0	433	Presta RVC
IB68600800	26x3.8/5.0	433	Schrader
IB75660000	27.5x3.8/5.0	442	Presta RVC
IB75665000	27.5x3.8/5.0	443	Presta 48mm RVC
IB75670000	27.5x3.8/5.0	442	Schrader
IB75501000	27.5x2.5/3.0	367	Presta RVC
IB75511000	27.5x2.5/3.0	367	Schrader
IB97200200	29x2.5/3.0	393	Presta RVC
IB97200400	29x2.5/3.0	394	Presta 48mm RVC

- 1.0 MM THIN WALLS
- FAT BIKE-SPECIFIC
- PRESTA AND SCHRADER VALVES



# QUICK REFERENCE

## ROAD

MODEL	PART #	SIZE	ETRTO	TPI	BEAD	WEIGHT	COMPOUND	MAX PSI	COLOR	TECH	
<b>CAMPIONE</b>	TB88104000	28"x23mm	-	120	-	265	3C	170	Black	3C/K2/Silkworm	
	TB88205000	28"x25mm	-	120	-	285	3C	170	Black	3C/K2/Silkworm	
<b>CAMPIONE TT</b>	TB88104100	28"x23mm	-	120	-	245	3C	170	Black	3C	
	TB88205100	28"x25mm	-	120	-	260	3C	170	Black	3C	
<b>COLUMBIERE</b>	TB86355000	700x23C	23-622	120	Foldable	200	Single	130	Black	Nylon Breaker	
	TB86370000	700x25C	25-622	120	Foldable	205	Single	130	Black	Nylon Breaker	
<b>CORMET</b>	TB86331200	700x23C	23-622	170	Foldable	200	Dual	130	Black	Nylon Breaker/ONE70	
<b>COURCHEVEL</b>	TB86345300	700x23C	23-622	120	Foldable	225	3C	130	Black/Grey	3C/MaxxShield	
<b>DETONATOR</b>	TB86352100	700x23C	23-622	60	Foldable	230	Dual	120	Grey	Silkworm	
	TB86353700	700x23C	23-622	60	Foldable	220	Dual	120	White	Silkworm	
	TB86353000	700x23C	23-622	60	Foldable	230	Dual	120	Blue	Silkworm	
	TB86352000	700x23C	23-622	60	Foldable	230	Dual	120	Red	Silkworm	
	TB86351700	700x23C	23-622	60	Foldable	220	Dual	120	Lime	Silkworm	
	TB86352200	700x23C	23-622	60	Foldable	230	Dual	120	Yellow	Silkworm	
	TB86352300	700x23C	23-622	60	Foldable	230	Dual	120	Orange	Silkworm	
	TB86367500	700x25C	25-622	60	Foldable	245	Dual	120	Grey	Silkworm	
<b>DOLOMITES</b>	TB81808000	700x23C	23-622	120	Foldable	185	Dual	130	Black	Silkworm	
	<b>FORZA</b>	TB88102000	28"x23mm	-	60	-	285	Dual	170	Black	Silkworm
		TB88200000	28"x25mm	-	60	-	305	Dual	170	Black	Silkworm
	TB86595000	700x25C	25-622	60	Carbon Fiber	315	Dual	125	Black	SilkShield/TR	
	TB86595100	700x25C	25-622	120	Carbon Fiber	290	Dual	125	Black	SilkShield/TR	
	<b>PADRONE</b>	TB81794000	700x23C	23-622	120	Carbon Fiber	295	Dual	125	Black	Silkworm
TB86470100		700x25C	25-622	120	Carbon Fiber	310	Dual	125	Black	Silkworm	
<b>PADRONE TR</b>	TB81815100	700x23C	23-622	170	Carbon Fiber	250	Dual	125	Black	SilkShield/ONE70/TR	
	TB86459100	700x25C	25-622	170	Carbon Fiber	260	Dual	125	Black	SilkShield/ONE70/TR	
	TB81815200	700x28C	28-622	170	Carbon Fiber	300	Dual	115	Black	SilkShield/ONE70/TR	
<b>RADIALE</b>	TB36382000	700x25C	25-622	120	Foldable	260	3C	145	Black	3C/SilkShield	
<b>RADIALE TL</b>	TB86175000	700x22C	22-622	120	Carbon Fiber	280	Dual	125	Black	Silkworm	
	TB86425000	700x24C	24-622	120	Carbon Fiber	305	Dual	125	Black	Silkworm	
<b>RE-FUSE</b>	TB86336000	700x23C	23-622	60	Foldable	295	Single	120	Black	MaxxShield	
	TB86359000	700x25C	25-622	60	Foldable	300	Single	120	Black	MaxxShield	
	TB88505000	700x28C	28-622	60	Foldable	320	Single	120	Black	MaxxShield	
<b>RELIX</b>	TB88106000	28"x23mm	-	120	-	275	Dual	170	Black	K2/Silkworm	
	TB88207000	28"x25mm	-	120	-	300	Dual	170	Black	K2/Silkworm	
	TB86238100	700x23C	23-622	170	Foldable	205	Dual	145	Black	SilkShield/ONE70	
	TB86372000	700x25C	25-622	170	Foldable	215	Dual	145	Black	SilkShield/ONE70	
<b>RELIX TT</b>	TB86238200	700x23C	23-622	170	Foldable	160	Single	145	Black/Grey	ONE70	
<b>ROULER</b>	TB81793000	700x23C	23-622	120	Foldable	215	Dual	130	Black	SilkShield	
<b>ROULER TR</b>	TB88688000	700x28C	28-622	60	Carbon Fiber	360	Dual	115	Black	SilkShield/TR	
<b>VELOCITA</b>	TB88150000	28"x28mm	-	120	-	405	Dual	130	Black	MaxxShield	

## CYCLOCROSS

MODEL	PART #	SIZE	ETRTO	TPI	BEAD	WEIGHT	COMPOUND	MAX PSI	TECH
<b>ALL TERRANE</b>	TB88994000	700x33C	33-622	60	Carbon Fiber	395	Dual	75	EXO/TR
	TB88994100	700x33C	33-622	120	Carbon Fiber	375	Dual	75	EXO/TR
<b>MUD WRESTLER</b>	TB88992100	700x33C	33-622	60	Carbon Fiber	395	Dual	75	EXO/TR
	TB88992200	700x33C	33-622	120	Carbon Fiber	375	Dual	75	EXO/TR
<b>RAZE</b>	TB88985200	700x33C	33-622	60	Foldable	355	Single	75	-
	TB88170000	28"x33mm	-	120	-	430	Single	65	Silkworm
<b>SPEED TERRANE</b>	TB88998100	700x33C	33-622	60	Carbon Fiber	395	Dual	75	EXO/TR
	TB88998000	700x33C	33-622	120	Carbon Fiber	415	Dual	75	EXO/TR

## GRAVEL/ADVENTURE

MODEL	PART #	SIZE	ETRTO	TPI	BEAD	WEIGHT	COMPOUND	MAX PSI	TECH
<b>RAMBLER</b>	TB85889100	27.5x1.50	40-584	60	Carbon Fiber	430	Dual	75	SilkShield/TR
	TB85889000	27.5x1.50	40-584	120	Carbon Fiber	475	Dual	75	EXO/TR
	TB97613200	700x38C	38-622	120	Carbon Fiber	380	Dual	75	EXO/TR
	TB97613100	700x38C	38-622	60	Carbon Fiber	415	Dual	75	SilkShield/TR
	TB96268000	700x40C	40-622	120	Carbon Fiber	375	Dual	75	EXO/TR
	TB96268100	700x40C	40-622	60	Carbon Fiber	420	Dual	75	SilkShield/TR
<b>RAVAGER</b>	TB96015000	700x40C	40-622	60	Carbon Fiber	530	Dual	75	SilkShield/TR
	TB96015100	700x40C	40-622	120	Carbon Fiber	485	Dual	75	EXO/TR
<b>RE-FUSE</b>	TB90924000	27.5x2.00	50-584	60	Foldable	610	Dual	60	MaxxShield/TR
	TB88861100	700x32C	32-622	60	Foldable	405	Single	100	MaxxShield
	TB88896000	700x32C	32-622	60	Carbon Fiber	390	Dual	75	MaxxShield/TR
	TB95987000	700x40C	40-622	60	Carbon Fiber	520	Dual	75	MaxxShield/TR

## HYBRID

MODEL	PART #	SIZE	ETRTO	TPI	BEAD	WEIGHT	COMPOUND	MAX PSI	TECH
<b>DETONATOR</b>	TB58908000	26x1.50	40/38-559	60	Foldable	440	Single	80	-
	TB85917100	27.5x1.50	40-584	60	Foldable	480	Single	80	Silkworm
<b>GYPSY</b>	TB22781000	20x1.50	38-406	60	Wire	400	Dual	100	Silkworm
	TB58915000	26x1.50	38-559	60	Wire	495	Dual	80	Silkworm
	TB69917000	26x2.10	53-559	60	Wire	790	Dual	65	SilkShield/eBike
	TB95734000	700x38C	40-622	60	Wire	650	Dual	85	SilkShield
<b>OVERDRIVE</b>	TB95735000	700x38C	40-622	60	Wire	650	Dual	85	SilkShield/eBike
	TB64110600	26x1.75	47-559	60	Wire	610	Single	50	K2
	TB90905000	27.5x1.65	42-584	60	Foldable	585	Single	80	MaxxShield
	TB90905100	27.5x1.65	42-584	60	Wire	535	Single	80	Silkworm
<b>OVERDRIVE ELITE</b>	TB95688700	700x38C	40-622	60	Wire	580	Single	75	K2
	TB20120000	20x1.15	28-406	60	Wire	260	Single	100	K2
	TB22310000	20x1.35	32-406	60	Wire	365	Single	100	K2
	TB64506000	26x1.75	42-559	120	Foldable	540	Dual	80	K2/MaxxShield
	TB91438000	700x35C	35-622	120	Foldable	475	Dual	75	K2/MaxxShield

## HYBRID

MODEL	PART #	SIZE	ETRTO	TPI	BEAD	WEIGHT	COMPOUND	MAX PSI	TECH
<b>OVERDRIVE II</b>	TB60867000	26x1.65	42-559	60	Foldable	560	Dual	80	MaxxShield
	TB60867100	26x1.65	42-559	60	Wire	510	Single	80	Silkworm
<b>RE-VOLT</b>	TB96630000	700x47C	47-622	60	Wire	655	Dual	75	SilkShield/eBike
<b>ROAMER</b>	TB23110000	20x1.65	42-406	60	Wire	460	Dual	100	Kevlar® Inside
	TB60865000	26x1.65	42-559	60	Wire	575	Dual	80	Kevlar® Inside
	TB96354000	700x42C	44-622	60	Wire	685	Dual	75	Kevlar® Inside
	TB96356000	700x42C	44-622	60	Wire	690	Dual	75	SilkShield/eBike

## MOUNTAIN

MODEL	PART #	SIZE	ETRTO	TPI	BEAD	WEIGHT	COMPOUND	MAX PSI	TECH
<b>AGGRESSOR</b>	TB73310000	26x2.30	58-559	60	Foldable	815	Dual	60	EXO/TR
	TB73310100	26x2.30	58-559	120x2	Foldable	995	Dual	60	TR/DD
	TB91009100	27.5x2.30	58-584	60	Foldable	845	Dual	60	EXO/TR
	TB91009200	27.5x2.30	58-584	120x2	Foldable	1040	Dual	60	TR/DD
	TB85984000	27.5x2.50WT	63-584	60	Foldable	915	Dual	50	EXO/TR
	TB85984100	27.5x2.50WT	63-584	120x2	Foldable	1105	Dual	50	TR/DD
	TB96882000	29x2.30	58-622	60	Foldable	900	Dual	60	EXO/TR
	TB96882100	29x2.30	58-622	120x2	Foldable	1105	Dual	60	TR/DD
	TB96870000	29x2.50WT	63-622	60	Foldable	980	Dual	50	EXO/TR
<b>ARDENT</b>	TB96870100	29x2.50WT	63-622	120x2	Foldable	1185	Dual	50	TR/DD
	TB72555000	26x2.25	54/56-559	60	Foldable	650	Single	65	-
	TB72560000	26x2.25	54/56-559	60	Foldable	705	Single	65	EXO
	TB72556000	26x2.25	54/56-559	120	Foldable	835	Dual	60	LUST/UST
	TB72569000	26x2.25	56-559	60	Foldable	695	Dual	60	TR
	TB72569100	26x2.25	56-559	60	Foldable	725	Dual	60	EXO/TR
	TB74177000	26x2.40	58/60-559	60	Foldable	790	Single	65	EXO
	TB72917000	26x2.40	61-559	60	Foldable	700	Dual	60	TR
	TB72917100	26x2.40	61-559	60	Foldable	745	Dual	60	EXO/TR
	TB85913000	27.5x2.25	57-584	60	Wire	740	Single	65	-
	TB85913100	27.5x2.25	57-584	60	Foldable	660	Single	65	-
	TB85913400	27.5x2.25	57-584	60	Foldable	720	Single	65	EXO
	TB85955000	27.5x2.25	56-584	60	Foldable	715	Dual	60	TR
	TB85955100	27.5x2.25	56-584	60	Foldable	755	Dual	60	EXO/TR
	TB85971000	27.5x2.25	57-584	60	Foldable	785	Single	65	SilkShield/eBike
	TB85967100	27.5x2.40	61-584	60	Foldable	775	Dual	60	EXO/TR
	TB96712000	29x2.25	54/56-622	60	Wire	780	Single	65	-
	TB96712500	29x2.25	54/56-622	60	Foldable	700	Single	65	-
	TB96712300	29x2.25	54/56-622	60	Foldable	700	Single	65	Skinwall
	TB96712900	29x2.25	54/56-622	120	Foldable	900	Dual	60	LUST/UST
TB96712700	29x2.25	54/56-622	60	Foldable	750	Single	65	EXO	
TB96734000	29x2.25	56-622	60	Foldable	755	Dual	60	TR	
TB96734100	29x2.25	56-622	60	Foldable	805	Dual	60	EXO/TR	
TB96789100	29x2.40	59/61-622	60	Foldable	750	Single	65	Skinwall	
TB96789000	29x2.40	59/61-622	60	Foldable	805	Single	65	EXO	

## MOUNTAIN

MODEL	PART #	SIZE	ETRTO	TPI	BEAD	WEIGHT	COMPOUND	MAX PSI	TECH	
<b>ARDENT</b>	TB96793000	29x2.40	61-622	60	Foldable	785	Dual	60	TR	
	TB96793100	29x2.40	61-622	60	Foldable	835	Dual	60	EXO/TR	
	TB96793500	29x2.40	61-622	60	Foldable	850	Dual	60	EXO/TR/Skinwall	
<b>ARDENT RACE</b>	TB72374000	26x2.20	56-559	120	Foldable	605	3C MaxxSpeed	60	3C/TR	
	TB72374100	26x2.20	56-559	120	Foldable	650	3C MaxxSpeed	60	3C/EXO/TR	
	TB85918000	27.5x2.20	56-584	120	Foldable	635	3C MaxxSpeed	60	3C/TR	
	TB85918100	27.5x2.20	56-584	120	Foldable	680	3C MaxxSpeed	60	3C/EXO/TR	
	TB85945000	27.5x2.35	60-584	120	Foldable	655	3C MaxxSpeed	60	3C/TR	
	TB85945100	27.5x2.35	60-584	120	Foldable	705	3C MaxxSpeed	60	3C/EXO/TR	
	TB91147100	27.5x2.60	66-584	60	Foldable	805	Dual	40	EXO/TR	
	TB91147000	27.5x2.60	66-584	120	Foldable	760	3C MaxxSpeed	40	3C/EXO/TR	
	TB96742000	29x2.20	56-622	120	Foldable	670	3C MaxxSpeed	60	3C/TR	
	TB96742100	29x2.20	56-622	120	Foldable	720	3C MaxxSpeed	60	3C/EXO/TR	
	TB96726000	29x2.35	60-622	120	Foldable	695	3C MaxxSpeed	60	3C/TR	
	TB96726100	29x2.35	60-622	120	Foldable	745	3C MaxxSpeed	60	3C/EXO/TR	
<b>ASPEN</b>	TB69797500	26x2.10	52-559	60	Foldable	560	Dual	65	-	
	TB69307000	26x2.10	52-559	120	Foldable	530	Dual	60	TR	
	TB69307100	26x2.10	52-559	120	Foldable	570	Dual	60	EXO/TR	
	TB90958000	27.5x2.10	52-584	120	Foldable	550	Dual	60	TR	
	TB90958100	27.5x2.10	52-584	120	Foldable	590	Dual	60	EXO/TR	
	TB96689000	29x2.10	52-622	120	Foldable	565	Dual	65	-	
	TB966895400	29x2.25	57-622	120	Foldable	585	Dual	60	TR	
	TB966895500	29x2.25	57-622	120	Foldable	645	Dual	60	EXO/TR	
	<b>BEAVER</b>	TB68601100	26x2.00	50-559	120	Foldable	540	Dual	60	EXO/TR
		TB90915100	27.5x2.00	50-584	120	Foldable	570	Dual	60	EXO/TR
TB96820100		29x2.00	50-622	120	Foldable	600	Dual	60	EXO/TR	
<b>CROSSMARK</b>	TB96737000	29x2.25	57-622	60	Foldable	765	Dual	65	EXO	
	TB69784000	26x2.10	52-559	60	Foldable	570	Single	65	-	
	TB69783200	26x2.10	52-559	120	Foldable	515	Single	65	Silkworm	
	TB69783300	26x2.10	52-559	120	Foldable	570	Single	65	EXO	
	TB69624000	26x2.10	52-559	120	Foldable	730	Dual	60	LUST/UST	
	TB69613000	26x2.10	52-559	60	Foldable	585	Dual	60	TR	
	TB69613100	26x2.10	52-559	60	Foldable	620	Dual	60	EXO/TR	
	TB72548000	26x2.25	54-559	60	Foldable	640	Single	65	-	
<b>TR</b>	TB72545000	26x2.25	54-559	120	Foldable	885	Dual	60	LUST/UST	
	TB72570000	26x2.25	54-559	60	Foldable	615	Dual	60	TR	
	TB72570100	26x2.25	54-559	60	Foldable	655	Dual	60	EXO/TR	
	TB85910100	27.5x2.10	53-584	60	Foldable	605	Single	65	-	
	TB85910400	27.5x2.10	53-584	120	Foldable	515	Single	65	-	
	TB90956000	27.5x2.10	52-584	60	Foldable	630	Dual	60	TR	
	TB90956100	27.5x2.10	52-584	60	Foldable	655	Dual	60	EXO/TR	
	TB91030000	27.5x2.25	54-584	60	Foldable	640	Dual	60	TR	
	TB91030100	27.5x2.25	54-584	60	Foldable	690	Dual	60	EXO/TR	

# QUICK REFERENCE

## MOUNTAIN

MODEL	PART #	SIZE	ETRTO	TPI	BEAD	WEIGHT	COMPOUND	MAX PSI	TECH
<b>CROSSMARK</b>	TB96699000	29x2.10	52/52-622	60	Foldable	635	Single	65	-
	TB96697000	29x2.10	53-622	120	Foldable	845	Dual	60	LUST/UST
	TB96665000	29x2.10	52-622	60	Foldable	650	Dual	60	TR
	TB96665100	29x2.10	52-622	60	Foldable	690	Dual	60	EXO/TR
	<b>CROSSMARK II</b>	TB69854000	26x2.10	53-559	60	Foldable	595	Dual	60
	TB69854100	26x2.10	53-559	60	Foldable	635	Dual	60	EXO/TR
	TB72642000	26x2.25	57-559	60	Foldable	660	Dual	60	TR
	TB72642100	26x2.25	57-559	60	Foldable	705	Dual	60	EXO/TR
	TB90955000	27.5x2.10	53-584	60	Foldable	620	Dual	60	TR
	TB90955100	27.5x2.10	53-584	60	Foldable	665	Dual	60	EXO/TR
	TB91032000	27.5x2.25	57-584	60	Foldable	685	Dual	60	TR
	TB91032100	27.5x2.25	57-584	60	Foldable	735	Dual	60	EXO/TR
	TB96752000	29x2.10	53-622	60	Foldable	660	Dual	60	TR
	TB96752100	29x2.10	53-622	60	Foldable	705	Dual	60	EXO/TR
	TB96795000	29x2.25	57-622	60	Foldable	730	Dual	60	TR
	TB96795100	29x2.25	57-622	60	Foldable	780	Dual	60	EXO/TR
<b>FOREKASTER</b>	TB90978000	27.5x2.20	56-584	120	Foldable	605	Dual	60	TR
	TB90978100	27.5x2.20	56-584	120	Foldable	655	Dual	60	EXO/TR
	TB85959500	27.5x2.35	52-584	120	Foldable	690	Dual	60	EXO/TR
	TB91144300	27.5x2.60	66-584	60	Foldable	820	Dual	40	EXO/TR
	TB91144200	27.5x2.60	66-584	120	Foldable	785	3C MaxxSpeed	40	3C/EXO/TR
	TB96705500	29x2.20	56-622	120	Foldable	640	Dual	60	TR
	TB96705600	29x2.20	56-622	120	Foldable	690	Dual	60	EXO/TR
	TB96733100	29x2.35	52-622	120	Foldable	735	Dual	60	EXO/TR
<b>GRIFFIN</b>	TB73432100	26x2.30	58-559	60	Foldable	735	3C MaxxTerra	60	3C/EXO/TR
	TB73432000	26x2.30	58-559	120x2	Foldable	920	3C MaxxTerra	60	3C/TR/DD
	TB91008100	27.5x2.30	58-584	60	Foldable	765	3C MaxxTerra	60	3C/EXO/TR
	TB91008000	27.5x2.30	58-584	120x2	Foldable	955	3C MaxxTerra	60	3C/TR/DD
	TB96881100	29x2.30	58-622	60	Foldable	810	3C MaxxTerra	60	3C/EXO/TR
	TB96881000	29x2.30	58-622	120x2	Foldable	1020	3C MaxxTerra	60	3C/TR/DD
<b>HIGH ROLLER</b>	TB69764400	26x2.10	47-559	60	Foldable	525	Single	65	-
	TB73614500	26x2.35	52-559	60	Wire	775	Single	65	-
	TB73616200	26x2.35	52-559	60	Foldable	690	Single	65	-
	TB73613600	26x2.35	52-559	120	Foldable	920	Dual	60	LUST/UST
	<b>HIGH ROLLER II</b>	TB73307000	26x2.30	58-559	60	Foldable	810	Dual	60
	TB73307100	26x2.30	58-559	60	Foldable	835	3C MaxxTerra	60	3C/EXO/TR
	TB73307300	26x2.30	58-559	120x2	Foldable	1015	3C MaxxTerra	60	3C/TR/DD
	TB74177300	26x2.40	61-559	60	Foldable	870	Single	65	EXO
	TB74177500	26x2.40	61-559	60	Foldable	855	3C MaxxTerra	65	3C/EXO
	TB85923000	27.5x2.30	58-584	60	Foldable	845	Dual	60	EXO/TR
	TB85923100	27.5x2.30	58-584	60	Foldable	870	3C MaxxTerra	60	3C/EXO/TR
	TB85924600	27.5x2.30	58-584	120x2	Foldable	1055	3C MaxxTerra	60	3C/TR/DD
	TB85915400	27.5x2.40	61-584	60	Foldable	910	Single	65	EXO

## MOUNTAIN

MODEL	PART #	SIZE	ETRTO	TPI	BEAD	WEIGHT	COMPOUND	MAX PSI	TECH	
<b>HIGH ROLLER II</b>	TB85915500	27.5x2.40	61-584	60	Foldable	890	3C MaxxTerra	65	3C/EXO	
	TB91052100	27.5x2.40	61-584	60	Foldable	910	3C MaxxTerra	60	3C/EXO/TR	
	TB85914800	27.5x2.40	61-584	60	Foldable	975	Single	65	SilkShield/eBike	
	TB85983000	27.5x2.50WT	63-584	60	Foldable	925	3C MaxxTerra	50	3C/EXO/TR	
	TB85983100	27.5x2.50WT	63-584	120x2	Foldable	1115	3C MaxxTerra	50	3C/TR/DD	
	TB96769000	29x2.30	58-622	60	Foldable	895	Dual	60	EXO/TR	
	TB96769100	29x2.30	58-622	60	Foldable	920	3C MaxxTerra	60	3C/EXO/TR	
	TB96769600	29x2.30	58-622	120x2	Foldable	1125	3C MaxxTerra	60	3C/TR/DD	
	TB96803000	29x2.50WT	63-622	60	Foldable	990	3C MaxxTerra	50	3C/EXO/TR	
	TB96803100	29x2.50WT	63-622	120x2	Foldable	1165	3C MaxxTerra	50	3C/TR/DD	
	<b>IGNITOR</b>	TB69756900	26x2.10	47-559	60	Foldable	575	Single	65	-
		TB69757100	26x2.10	47-559	120	Foldable	505	Single	65	Silkworm
	TB69754200	26x2.10	47-559	120	Foldable	710	Dual	60	LUST/UST	
	TB69306000	26x2.10	47-559	60	Foldable	590	Single	60	TR	
	TB69306100	26x2.10	47-559	60	Foldable	620	Single	60	EXO/TR	
	TB73561500	26x2.35	52-559	60	Foldable	690	Single	65	-	
	TB73457100	26x2.35	52-559	120	Foldable	855	Dual	60	LUST/UST	
	TB73553000	26x2.35	52-559	60	Foldable	680	Single	60	TR	
	TB73553100	26x2.35	52-559	60	Foldable	710	Single	60	EXO/TR	
	TB85957000	27.5x2.35	52-584	60	Foldable	710	Single	60	TR	
	TB85957100	27.5x2.35	52-584	60	Foldable	740	Single	60	EXO/TR	
	TB96696000	29x2.10	52/52-622	60	Foldable	635	Single	65	-	
	TB96694500	29x2.10	52/52-622	120	Foldable	635	Single	65	EXO	
	TB96657000	29x2.10	52-622	60	Foldable	670	Single	60	TR	
	TB96657100	29x2.10	52-622	60	Foldable	715	Single	60	EXO/TR	
	TB96732000	29x2.35	52-622	60	Foldable	755	Single	60	TR	
	TB96732100	29x2.35	52-622	60	Foldable	790	Single	60	EXO/TR	
<b>IKON</b>	TB72385300	26x2.20	57-559	60	Foldable	540	Dual	65	-	
	TB72385100	26x2.20	57-559	120	Foldable	480	3C MaxxSpeed	65	3C	
	TB72390000	26x2.20	57-559	120	Foldable	535	3C MaxxSpeed	60	3C/TR	
	TB72385000	26x2.20	57-559	120	Foldable	540	3C MaxxSpeed	65	3C/EXO	
	TB72390100	26x2.20	57-559	120	Foldable	585	3C MaxxSpeed	60	3C/EXO/TR	
	TB73499100	26x2.35	60-559	120	Foldable	680	3C MaxxSpeed	60	3C/EXO/TR	
	TB85919600	27.5x2.20	56-584	60	Foldable	590	Dual	60	TR/Skinwall	
	TB85919000	27.5x2.20	56-584	120	Foldable	600	3C MaxxSpeed	60	3C/EXO/TR	
	TB85920800	27.5x2.20	56-584	60	Foldable	685	Single	65	SilkShield/eBike	
	TB85956000	27.5x2.35	60-584	120	Foldable	705	3C MaxxSpeed	60	3C/EXO/TR	
	TB85956200	27.5x2.35	60-584	120x2	Foldable	935	3C MaxxSpeed	60	3C/TR/DD	
	TB96646000	29x2.00	50-622	120	Foldable	565	3C MaxxSpeed	60	3C/TR	
TB96646100	29x2.00	50-622	120	Foldable	610	3C MaxxSpeed	60	3C/EXO/TR		
TB96753300	29x2.20	57-662	60	Foldable	590	Dual	65	3C/TR/DD		
TB96740800	29x2.20	57-622	60	Foldable	625	Dual	60	TR/Skinwall		
TB96753100	29x2.20	57-622	120	Foldable	530	3C MaxxSpeed	65	3C		
TB96740000	29x2.20	57-622	120	Foldable	580	3C MaxxSpeed	60	3C/TR		
TB96753000	29x2.20	57-622	120	Foldable	595	3C MaxxSpeed	65	3C/EXO		

## MOUNTAIN

MODEL	PART #	SIZE	ETRTO	TPI	BEAD	WEIGHT	COMPOUND	MAX PSI	TECH
IKON	TB96740100	29x2.20	57-622	120	Foldable	640	3C MaxxSpeed	60	3C/EXO/TR
	TB96740700	29x2.20	57-622	60	Foldable	685	3C MaxxSpeed	60	3C/EXO/TR/Skinwall
	TB96729000	29x2.35	60-622	120	Foldable	660	3C MaxxSpeed	65	3C
	TB96729100	29x2.35	60-622	120	Foldable	725	3C MaxxSpeed	65	3C/EXO
	TB96731000	29x2.35	60-622	120	Foldable	695	3C MaxxSpeed	60	3C/TR
	TB96731100	29x2.35	60-622	120	Foldable	745	3C MaxxSpeed	60	3C/EXO/TR
	TB96731400	29x2.35	60-622	120x2	Foldable	995	3C MaxxSpeed	60	3C/TR/DD
	TB96731500	29x2.35	60-622	120x2	Foldable	995	3C MaxxSpeed	60	3C/TR/DD
MAXXLITE 29/285	TB69089000	26x2.00	50-559	170	Foldable	285	Dual	60	Silkworm/ONE70
	TB85939000	27.5x2.00	50-584	170	Foldable	340	Dual	60	Silkworm/ONE70
	TB96685000	29x2.00	50-622	170	Foldable	345	Dual	60	Silkworm/ONE70
	TB96685600	29x2.00	50-622	170	Foldable	345	Dual	60	Silkworm/ONE70
MINION DHF	TB00017600	24x2.40	61-507	60	Foldable	765	3C MaxxTerra	60	3C/EXO/TR
	TB73305100	26x2.30	58-559	60	Foldable	845	Dual	60	EXO/TR
	TB73305200	26x2.30	58-559	60	Foldable	840	3C MaxxTerra	60	3C/EXO/TR
	TB73305400	26x2.30	58-559	120x2	Foldable	1025	3C MaxxTerra	60	3C/TR/DD
	TB73550000	26x2.35	52-559	60	Wire	825	Super Tacky	65	ST
	TB73550400	26x2.35	52-559	60	Wire	785	Single	65	-
	TB73550800	26x2.35	52-559	60	Foldable	700	Single	65	-
	TB74267000	26x2.50	55/59-559	60	Foldable	880	Single	65	EXO
	TB74267300	26x2.50	55/59-559	60	Foldable	860	3C MaxxTerra	65	3C/EXO
	TB74267400	26x2.50	55/59-559	60	Foldable	940	Dual	65	ST/EXO
	TB74284100	26x2.50WT	63-559	60	Foldable	905	Dual	50	EXO/TR
	TB74284000	26x2.50WT	63-559	60	Foldable	905	3C MaxxTerra	50	3C/EXO/TR
	TB85925100	27.5x2.30	58-584	60	Foldable	875	3C MaxxTerra	60	3C/EXO/TR
	TB85925600	27.5x2.30	58-584	120x2	Foldable	1065	3C MaxxTerra	60	3C/TR/DD
TB85925500	27.5x2.30	58-584	60	Foldable	880	3C MaxxTerra	60	3C/EXO/TR/Skinwall	
TB85975000	27.5x2.50WT	63-584	60	Foldable	945	Dual	50	EXO/TR	
TB85975100	27.5x2.50WT	63-584	60	Foldable	945	3C MaxxTerra	50	3C/EXO/TR	
TB85975200	27.5x2.50WT	63-584	60	Foldable	980	3C MaxxGrip	50	3C/EXO/TR	
TB85975300	27.5x2.50WT	63-584	120x2	Foldable	1170	3C MaxxGrip	50	3C/TR/DD	
TB91146200	27.5x2.60	66-584	60	Foldable	965	Dual	40	EXO/TR	
TB91146300	27.5x2.60	66-584	120	Foldable	925	3C MaxxTerra	40	3C/EXO/TR	
TB96785000	29x2.30	58-622	60	Foldable	925	Dual	60	EXO/TR	
TB96785100	29x2.30	58-622	60	Foldable	925	3C MaxxTerra	60	3C/EXO/TR	
TB96785400	29x2.30	58-622	120x2	Foldable	1135	3C MaxxTerra	60	3C/TR/DD	
TB96800000	29x2.50WT	63-622	60	Foldable	1005	Dual	50	EXO/TR	
TB96800300	29x2.50WT	63-622	60	Foldable	1015	3C MaxxTerra	50	3C/EXO/TR	
MINION DHR II	TB73303000	26x2.30	58-559	60	Foldable	775	Dual	60	EXO/TR
	TB73303100	26x2.30	58-559	60	Foldable	775	3C MaxxTerra	60	3C/EXO/TR
	TB73303200	26x2.30	58-559	120x2	Foldable	955	3C MaxxTerra	60	3C/TR/DD
	TB72907400	26x2.40	61-559	60	Foldable	905	Single	65	EXO
	TB72907500	26x2.40	61-559	60	Foldable	885	Super Tacky	65	ST/EXO
	TB72907300	26x2.40	61-559	60	Foldable	880	3C MaxxTerra	65	3C/EXO
	TB72910000	26x2.40WT	61-559	60	Foldable	865	Dual	50	EXO/TR
	TB72910100	26x2.40WT	61-559	60	Foldable	865	Dual	50	EXO/TR

## MOUNTAIN

MODEL	PART #	SIZE	ETRTO	TPI	BEAD	WEIGHT	COMPOUND	MAX PSI	TECH	
MINION DHR II	TB72910100	26x2.40WT	61-559	60	Foldable	865	3C MaxxTerra	50	3C/EXO/TR	
	TB85927200	27.5x2.30	58-584	60	Foldable	810	Dual	60	EXO/TR	
	TB85927000	27.5x2.30	58-584	60	Foldable	810	3C MaxxTerra	60	3C/EXO/TR	
	TB85927400	27.5x2.30	58-584	120x2	Foldable	995	3C MaxxTerra	60	3C/TR/DD	
	TB85962000	27.5x2.40WT	61-584	60	Foldable	900	Dual	50	EXO/TR	
	TB85962100	27.5x2.40WT	61-584	60	Foldable	900	3C MaxxTerra	50	3C/EXO/TR	
	TB91149100	27.5x2.60	66-584	60	Foldable	945	Dual	40	EXO/TR	
	TB91149000	27.5x2.60	66-584	120	Foldable	910	3C MaxxTerra	40	3C/EXO/TR	
	TB96776000	29x2.30	58-622	60	Foldable	855	Dual	60	EXO/TR	
	TB96776100	29x2.30	58-622	60	Foldable	855	3C MaxxTerra	60	3C/EXO/TR	
	TB96776400	29x2.30	58-622	120x2	Foldable	1055	3C MaxxTerra	60	3C/TR/DD	
	TB96797000	29x2.40WT	61-622	60	Foldable	955	Dual	50	EXO/TR	
MINION SS	TB96797100	29x2.40WT	61-622	60	Foldable	955	3C MaxxTerra	50	3C/EXO/TR	
	TB73434000	26x2.30	58-559	60	Foldable	745	Dual	60	EXO/TR	
	TB73434100	26x2.30	58-559	60	Foldable	760	Dual	60	Silkworm/EXO/TR	
	TB73434200	26x2.30	58-559	120x2	Foldable	925	Dual	60	TR/DD	
	TB91007100	27.5x2.30	58-584	60	Foldable	790	Dual	60	Silkworm/EXO/TR	
	TB91007000	27.5x2.30	58-584	60	Foldable	775	Dual	60	EXO/TR	
	TB91007300	27.5x2.30	58-584	120x2	Foldable	965	Dual	60	TR/DD	
	TB96778100	29x2.30	58-622	60	Foldable	840	Dual	60	Silkworm/EXO/TR	
	TB96778000	29x2.30	58-622	60	Foldable	820	Dual	60	EXO/TR	
	TB96778300	29x2.30	58-622	120x2	Foldable	1025	Dual	60	TR/DD	
	PACE	TB69309100	26x2.10	53-559	60	Foldable	545	Single	65	-
		TB69300000	26x2.10	53-559	60	Foldable	550	Dual	60	TR
TB69300100		26x2.10	53-559	60	Foldable	585	Dual	60	EXO/TR	
TB90942100		27.5x2.10	53-584	60	Foldable	575	Single	65	-	
TB90964000		27.5x2.10	53-584	60	Foldable	575	Dual	60	TR	
TB90964100		27.5x2.10	53-584	60	Foldable	620	Dual	60	EXO/TR	
TB96667100		29x2.10	53-622	60	Foldable	605	Single	65	-	
TB96764000		29x2.10	53-622	60	Foldable	615	Dual	60	TR	
TB96764100		29x2.10	53-622	60	Foldable	655	Dual	60	EXO/TR	
RACE TT		TB90919100	27.5x2.00	50-584	60	Foldable	585	Dual	60	TR
		TB90919000	27.5x2.00	50-584	60	Foldable	625	Dual	60	EXO/TR
		TB90976000	27.5x2.20	56-584	60	Foldable	735	Dual	60	EXO/TR
	TB96822100	29x2.00	50-622	60	Foldable	620	Dual	60	TR	
	TB96822000	29x2.00	50-622	60	Foldable	665	Dual	60	EXO/TR	
	TB96760000	29x2.20	56-622	60	Foldable	795	Dual	60	EXO/TR	
REKON	TB91145300	27.5x2.60	66-584	60	Foldable	805	Dual	40	EXO/TR	
	TB91145200	27.5x2.60	66-584	120	Foldable	730	3C MaxxTerra	40	3C/EXO/TR	
	TB96899000	29x2.25	57-622	120	Foldable	610	3C MaxxTerra	60	3C/TR	
	TB96899100	29x2.25	57-622	120	Foldable	670	3C MaxxTerra	60	3C/EXO/TR	
	TB96962100	29x2.60	66-622	60	Foldable	860	Dual	40	EXO/TR	
	TB96962000	29x2.60	66-622	120	Foldable	780	3C MaxxTerra	40	3C/EXO/TR	

## MOUNTAIN

MODEL	PART #	SIZE	ETRTO	TPI	BEAD	WEIGHT	COMPOUND	MAX PSI	TECH	
<b>SHORTY</b>	TB73309000	26x2.30	58-559	60	Foldable	780	3C MaxxTerra	60	3C/TR	
	TB73309100	26x2.30	58-559	60	Foldable	825	3C MaxxTerra	60	3C/EXO/TR	
	TB74296000	26x2.50WT	63-559	60	Foldable	925	3C MaxxTerra	50	3C/EXO/TR	
	TB85924000	27.5x2.30	58-584	60	Foldable	815	3C MaxxTerra	60	3C/TR	
	TB85924100	27.5x2.30	58-584	60	Foldable	865	3C MaxxTerra	60	3C/EXO/TR	
	TB85979000	27.5x2.50WT	63-584	60	Foldable	965	3C MaxxTerra	50	3C/EXO/TR	
	TB85979100	27.5x2.50WT	63-584	120x2	Foldable	1170	3C MaxxGrip	50	3C/TR/DD	
	TB96772000	29x2.30	58-622	60	Foldable	860	3C MaxxTerra	60	3C/TR	
	TB96772100	29x2.30	58-622	60	Foldable	910	3C MaxxTerra	60	3C/EXO/TR	
	TB96804000	29x2.50WT	63-622	60	Foldable	1025	3C MaxxTerra	50	3C/EXO/TR	
<b>SNYPER</b>	TB49307200	24X2.00	50-507	60	Foldable	600	Dual	65	SilkShield	
	TB49307300	24X2.00	50-507	60	Wire	655	Dual	65	SilkShield	
<b>TOMAHAWK</b>	TB73119300	26x2.30	58-559	60	Foldable	770	3C MaxxTerra	60	3C/EXO/TR	
	TB73119200	26x2.30	58-559	120x2	Foldable	955	3C MaxxTerra	60	3C/TR/DD	
	TB91000300	27.5x2.30	58-584	60	Foldable	800	3C MaxxTerra	60	3C/EXO/TR	
	TB91000200	27.5x2.30	58-584	120x2	Foldable	995	3C MaxxTerra	60	3C/TR/DD	
	TB96880000	29x2.30	58-622	120x2	Foldable	1055	3C MaxxTerra	60	3C/TR/DD	
	TB96880100	29x2.30	58-622	60	Foldable	850	3C MaxxTerra	60	3C/EXO/TR	
	<b>TREAD LITE</b>	TB70064000	26x2.10	53-559	120	Foldable	530	Dual	60	TR
		TB70064100	26x2.10	53-559	120	Foldable	565	Dual	60	EXO/TR
TB90946000		27.5x2.10	53-584	120	Foldable	555	Dual	60	TR	
TB90946100		27.5x2.10	53-584	120	Foldable	595	Dual	60	EXO/TR	
TB96659000		29x2.10	53-622	120	Foldable	590	Dual	60	TR	
TB96659100		29x2.10	53-622	120	Foldable	630	Dual	60	EXO/TR	

## DOWNHILL

MODEL	PART #	SIZE	ETRTO	TPI	BEAD	WEIGHT	COMPOUND	MAX PSI	TECH
<b>GRIFFIN</b>	TB72919100	26x2.40	61-559	60x2	Wire	1140	Super Tacky	65	ST
	TB72919000	26x2.40	61-559	60x2	Wire	1130	3C MaxxGrip	65	3C
	TB85969100	27.5x2.40	61-584	60x2	Wire	1190	Super Tacky	65	ST
	TB85969000	27.5x2.40	61-584	60x2	Wire	1180	3C MaxxGrip	65	3C
<b>HIGH ROLLER</b>	TB50653300	24x2.50	55-507	60x2	Wire	1080	Single	65	-
	TB74302100	26x2.50	54-559	60x2	Wire	1180	Single	65	-
	TB74220000	26x2.50	55-559	27x2	Foldable	1215	Super Tacky	55	UST/ST
<b>HIGH ROLLER II</b>	TB74177200	26x2.40	61-559	60x2	Wire	1205	Single	65	-
	TB74177100	26x2.40	61-559	60x2	Wire	1260	3C MaxxGrip	65	3C
	TB74177600	26x2.40	61-559	60x2	Wire	1225	Super Tacky	65	ST
	TB85915300	27.5x2.40	61-584	60x2	Wire	1250	Single	65	-
	TB85915100	27.5x2.40	61-584	60x2	Wire	1270	Super Tacky	65	ST
	TB85915200	27.5x2.40	61-584	60x2	Wire	1305	3C MaxxGrip	65	3C
	TB91052000	27.5x2.40	61-584	60x2	Foldable	1215	3C MaxxGrip	60	3C/TR

## DOWNHILL

MODEL	PART #	SIZE	ETRTO	TPI	BEAD	WEIGHT	COMPOUND	MAX PSI	TECH	
<b>MINION DHF</b>	TB50614000	24x2.40	61-507	60x2	Wire	1155	3C MaxxGrip	65	3C	
	TB74265700	26x2.50	55-559	60x2	Wire	1180	Single	65	-	
	TB74265000	26x2.50	55-559	60x2	Wire	1200	Super Tacky	65	ST	
	TB74262000	26x2.50	55-559	27x2	Foldable	1180	Super Tacky	55	UST/ST	
	TB74265500	26x2.50	55-559	60x2	Wire	1265	3C MaxxGrip	65	3C	
	TB74269000	26x2.50	55-559	60x2	Wire	1270	3C MaxxGrip	65	3C/Skinwall	
	TB85976600	27.5x2.50	63-584	60x2	Wire	1390	Single	50	-	
	TB85976100	27.5x2.50	63-584	60x2	Wire	1390	Super Tacky	50	ST	
	TB85976000	27.5x2.50	63-584	60x2	Wire	1390	3C MaxxGrip	50	3C	
	TB85975900	27.5x2.50WT	63-584	60x2	Foldable	1255	3C MaxxGrip	50	3C/TR	
	TB96800100	29x2.50	63-622	60	Foldable	1250	Dual	50	EXO/TR	
	TB96800200	29x2.50	63-622	60	Foldable	1295	3C MaxxGrip	50	3C/EXO/TR	
	TB96800700	29x2.50WT	63-622	60x2	Foldable	1335	3C MaxxGrip	50	3C/TR	
	<b>MINION DHR II</b>	TB72907000	26x2.40	61-559	60x2	Wire	1240	Single	65	-
		TB72907100	26x2.40	61-559	60x2	Wire	1265	3C MaxxGrip	65	3C
		TB72907200	26x2.40	61-559	60x2	Wire	1225	Super Tacky	65	ST
		TB91051600	27.5x2.40	61-584	60x2	Wire	1285	Single	65	-
TB91051100		27.5x2.40	61-584	60x2	Wire	1270	Super Tacky	65	ST	
TB91051000		27.5x2.40	61-584	60x2	Wire	1315	3C MaxxGrip	65	3C	
TB85962700		27.5x2.40WT	61-584	60x2	Foldable	1190	3C MaxxGrip	50	3C/TR	
TB96797500		29x2.40WT	61-622	60x2	Foldable	1265	3C MaxxGrip	50	3C/TR	
<b>MINION SS</b>		TB85973100	27.5x2.50	63-584	60x2	Wire	1335	Super Tacky	65	ST
		TB85973000	27.5x2.50	63-584	60x2	Wire	1335	3C MaxxGrip	65	3C
<b>SHORTY</b>	TB72911100	26x2.40	61-559	60x2	Wire	1215	Super Tacky	65	ST	
	TB72911000	26x2.40	61-559	60x2	Wire	1215	3C MaxxGrip	65	3C	
	TB91056100	27.5x2.40	61-584	60x2	Wire	1270	Super Tacky	65	ST	
	TB91056000	27.5x2.40	61-584	60x2	Wire	1270	3C MaxxGrip	65	3C	
	TB85979200	27.5x2.50WT	63-584	60x2	Foldable	1255	3C MaxxGrip	50	3C/TR	
	TB00020900	29x2.50WT	63-622	60x2	Foldable	1335	3C MaxxGrip	50	3C/TR	
	<b>WETSCREAM</b>	TB74276000	26x2.50	55-559	60x2	Wire	1160	Super Tacky	65	ST
		TB85977000	27.5x2.50	55-584	60x2	Wire	1205	Super Tacky	65	ST
TB85977100		27.5x2.50	55-584	120x2	Foldable	1005	Super Tacky	65	ST/DD	

## FAT/PLUS

MODEL	PART #	SIZE	ETRTO	TPI	BEAD	WEIGHT	COMPOUND	MAX PSI	TECH
<b>CHRONICLE</b>	TB96833200	29x3.00	76-622	60	Foldable	1040	Dual	30	-
	TB96833000	29x3.00	76-622	120	Foldable	1060	Dual	30	EXO
	TB96833300	29x3.00	76-622	120	Foldable	1050	Dual	30	EXO/TR
	TB91150200	27.5x3.00	76-584	60	Foldable	985	Dual	30	-
	TB91150100	27.5x3.00	76-584	120	Foldable	935	Dual	30	-
	TB91150000	27.5x3.00	76-584	120	Foldable	990	Dual	30	EXO/TR



## FAT/PLUS

MODEL	PART #	SIZE	ETRTO	TPI	BEAD	WEIGHT	COMPOUND	MAX PSI	TECH
<b>COLOSSUS</b>	TB72660200	26x4.80	122-559	60	Foldable	1520	Dual	20	-
	TB72660100	26x4.80	122-559	120	Foldable	1445	Dual	20	-
	TB72660000	26x4.80	122-559	120	Foldable	1515	Dual	20	EXO/TR
<b>HIGH ROLLER II</b>	TB96910100	27.5x2.80	71-584	60	Foldable	970	Dual	35	EXO/TR
	TB96910000	27.5x2.80	71-584	120	Foldable	915	3C MaxxTerra	35	3C/EXO/TR
	TB91154100	27.5x3.00	76-584	60	Foldable	1055	Dual	30	EXO/TR
<b>IKON +</b>	TB91154000	27.5x3.00	76-584	120	Foldable	990	3C MaxxTerra	30	3C/EXO/TR
	TB96904200	27.5x2.80	71-584	120	Foldable	725	Dual	35	-
	TB96904100	27.5x2.80	71-584	120	Foldable	770	Dual	35	EXO/TR
<b>MAMMOTH</b>	TB96904000	27.5x2.80	71-584	120	Foldable	770	3C MaxxSpeed	35	3C/EXO/TR
	TB72650200	26x4.00	102-559	60	Foldable	1270	Dual	30	-
	TB72650000	26x4.00	102-559	120	Foldable	1285	Dual	30	EXO
<b>MINION DHF</b>	TB72650500	26x4.00	102-559	120	Foldable	1275	Dual	30	EXO/TR
	TB74392100	26x2.80	71-559	60	Foldable	1000	Dual	35	EXO/TR
	TB74392000	26x2.80	71-559	120	Foldable	940	3C MaxxTerra	35	3C/EXO/TR
	TB96908100	27.5x2.80	71-584	60	Foldable	1040	Dual	35	EXO/TR
	TB96908000	27.5x2.80	71-584	120	Foldable	980	3C MaxxTerra	35	3C/EXO/TR
	TB96834100	29x3.00	76-622	60	Foldable	1160	Dual	30	EXO/TR
	TB96834000	29x3.00	76-622	120	Foldable	1120	3C MaxxTerra	30	3C/EXO/TR
	TB74394100	26x2.80	71-559	60	Foldable	1000	Dual	35	EXO/TR
	TB74394000	26x2.80	71-559	120	Foldable	940	3C MaxxTerra	35	3C/EXO/TR
<b>MINION DHR II</b>	TB96909100	27.5x2.80	71-584	60	Foldable	1040	Dual	35	EXO/TR
	TB96909000	27.5x2.80	71-584	120	Foldable	980	3C MaxxTerra	35	3C/EXO/TR
	TB96835100	29x3.00	76-622	60	Foldable	1160	Dual	30	EXO/TR
	TB96835200	29x3.00	76-622	120	Foldable	1110	3C MaxxTerra	30	3C/EXO/TR
	TB72655200	26x4.00	102-559	60	Foldable	1290	Dual	30	-
	TB72655100	26x4.00	102-559	120	Foldable	1225	Dual	30	-
<b>MINION FBF</b>	TB72655000	26x4.00	102-559	120	Foldable	1295	Dual	30	EXO/TR
	TB72662200	26x4.80	122-559	60	Foldable	1650	Dual	20	-
	TB72662100	26x4.80	122-559	120	Foldable	1575	Dual	20	-
	TB72662000	26x4.80	122-559	120	Foldable	1645	Dual	20	EXO/TR
	TB91183000	27.5x3.80	97-584	60	Foldable	1470	Dual	30	-
	TB91182200	27.5x3.80	97-584	120	Foldable	1400	Dual	30	-
	TB91182000	27.5x3.80	97-584	120	Foldable	1475	Dual	30	EXO/TR
	TB72656200	26x4.00	102-559	60	Foldable	1360	Dual	30	-
	TB72656100	26x4.00	102-559	120	Foldable	1295	Dual	30	-
	TB72656000	26x4.00	102-559	120	Foldable	1365	Dual	30	EXO/TR
	TB72664200	26x4.80	122-559	60	Foldable	1625	Dual	20	-
	TB72664100	26x4.80	122-559	120	Foldable	1550	Dual	20	-
	TB72664000	26x4.80	122-559	120	Foldable	1620	Dual	20	EXO/TR
	TB91184200	27.5x3.80	97-584	60	Foldable	1280	Dual	30	-
	TB91184100	27.5x3.80	97-584	120	Foldable	1210	Dual	30	-
TB91184000	27.5x3.80	97-584	120	Foldable	1285	Dual	30	EXO/TR	

## FAT/PLUS

MODEL	PART #	SIZE	ETRTO	TPI	BEAD	WEIGHT	COMPOUND	MAX PSI	TECH
<b>REKON +</b>	TB96906000	27.5x2.80	71-584	60	Foldable	825	Dual	35	EXO/TR
	TB96906100	27.5x2.80	71-584	120	Foldable	780	3C MaxxTerra	35	3C/EXO/TR
	TB96906500	27.5x2.80	71-584	120	Foldable	930	3C MaxxTerra	35	3C/SilkShield/EXO/TR
	TB96906600	27.5x2.80	71-584	60	Foldable	885	3C MaxxTerra	35	3C/EXO/TR/Skinwall

## WINTER

MODEL	PART #	SIZE	ETRTO	TPI	BEAD	WEIGHT	COMPOUND	MAX PSI	TECH
<b>MAXX-ICE</b>	TB96272000	700x40C	40-622	60	Wire	795	Single	75	SilkShield
	TB96272100	700x40C	40-622	60	Foldable	650	Single	75	EXO
<b>MATTERHORN</b>	TB69614000	26x2.10	53-559	60	Foldable	755	Single	60	EXO/TR
	TB96898000	29x2.25	57-622	60	Foldable	895	Single	60	EXO/TR
<b>MOOSETRAK</b>	TB72668000	26x4.80	122-559	60	Foldable	1695	Dual	20	-
	TB72668200	26x4.80	122-559	120	Foldable	1615	Dual	20	-

## URBAN

MODEL	PART #	SIZE	ETRTO	TPI	BEAD	WEIGHT	COMPOUND	MAX PSI	TECH
<b>DTH</b>	TB72683000	26x2.15	52/54-559	60	Foldable	550	Single	80	-
	TB72683100	26x2.15	52/54-559	60	Foldable	555	Single	80	Skinwall
	TB73300000	26x2.30	55/58-559	60	Wire	730	Single	65	-
	TB73301000	26x2.30	55/58-559	60	Foldable	650	Single	65	-
	TB73300300	26x2.30	55/58-559	60	Foldable	650	Single	65	Skinwall
	<b>GRIFTER</b>	TB96648100	29x2.00	50-622	60	Foldable	655	Single	65
	TB96802000	29x2.50	64-622	60	Wire	885	Single	65	-
	<b>HOLY ROLLER</b>	TB72392000	26x2.20	52-559	60	Wire	800	Single	65
	TB74180100	26x2.40	55-559	60	Wire	830	Single	65	-
	<b>HOOKEWORM</b>	TB74255100	26x2.50	63-559	60	Wire	1125	Single	65
	TB96805000	29x2.50	63-622	60	Wire	1230	Single	65	-
	<b>TORCH</b>	TB96651200	29x2.10	53-622	120	Foldable	625	Single	65



GIBSON

## BMX

MODEL	PART #	SIZE	ETRTO	TPI	BEAD	WEIGHT	COMPOUND	MAX PSI	TECH
<b>DTH</b>	TB20352000	20x1 1/8	28-451	120	Wire	245	Dual	85	Silkworm
	TB20629000	20x1 3/8	37-451	120	Wire	315	Dual	65	Silkworm
	TB22329500	20x1.50	38-406	120	Foldable	295	Dual	110	Silkworm
	TB24751000	20x1.75	44-406	120	Foldable	345	Dual	110	Silkworm
	TB29464500	20x1.95	49-406	120	Foldable	375	Dual	110	Silkworm
	TB31025000	20x2.20	56-406	120	Foldable	485	Dual	110	Silkworm
	TB47649000	24x1.75	44-507	120	Wire	440	Dual	65	Silkworm
	<b>GRIFFER</b>	TB29643000	20x1.85	48-406	120	Foldable	410	Dual	110
TB29643100		20x1.85	48-406	60	Foldable	505	Dual	110	Skinwall
TB30704600		20x2.10	53-406	120	Foldable	455	Dual	110	SilkShield
TB30704200		20x2.10	53-406	60	Foldable	550	Dual	110	Skinwall
TB35849200		20x2.30	58-406	120	Foldable	560	Dual	110	SilkShield
TB35849000		20x2.30	58-406	60	Foldable	635	Dual	110	SilkShield
TB35949000		20x2.40	61-406	60	Foldable	605	Dual	110	SilkShield
<b>HOLY ROLLER</b>		TB20350000	20x1 1/8	28-451	60	Wire	255	Single	85
	TB20628000	20x1 3/8	37-451	60	Wire	345	Single	65	-
	TB24748000	20x1.75	47-406	60	Wire	425	Single	60	-
	TB29478000	20x1.95	53-406	60	Wire	495	Single	60	-
	TB31020000	20x2.20	56-406	60	Wire	570	Single	60	-
	TB47640000	24x1.75	47-507	60	Wire	525	Single	60	-
	TB49212000	24x1.85	50-507	60	Wire	610	Single	60	-
	<b>HOOKWORM</b>	TB14410000	16x1.95	53-305	60	Wire	515	Single	110
TB29461000		20x1.95	53-406	60	Wire	655	Single	110	-
<b>MAXXDADDY</b>	TB29682000	20x2.00	54-406	60	Wire	535	Single	40	-
	<b>RELIX</b>	TB28950000	20x1.75	44-406	120	Foldable	330	Dual	110
<b>RIZER</b>	TB28950100	20x1.75	44-406	120	Foldable	360	Dual	110	SilkShield
	TB35858000	20x2.30	58-406	60	Foldable	590	Dual	110	SilkShield
<b>TORCH</b>	TB20354000	20x1 1/8	28-451	120	Wire	260	Dual	85	Silkworm
	TB20626000	20x1 3/8	37-451	120	Wire	310	Dual	100	Silkworm
	TB24755200	20x1.75	44-406	60	Foldable	445	Dual	110	Skinwall
	TB24755100	20x1.75	44-406	120	Foldable	360	Dual	110	SilkShield
	TB29089100	20x1.75	44-406	120	Foldable	380	Dual	100	EXO/TR
	TB29519300	20x1.95	49-406	60	Foldable	490	Dual	110	Skinwall
	TB29519100	20x1.95	49-406	120	Foldable	395	Dual	110	SilkShield
	TB31032000	20x2.20	56-406	60	Foldable	475	Dual	110	SilkShield
	TB47641000	24x1.75	44-507	120	Wire	450	Dual	65	Silkworm

## MODIFIED TRIALS

MODEL	PART #	SIZE	ETRTO	TPI	BEAD	WEIGHT	COMPOUND	MAX PSI	TECH
<b>CREEPY CRAWLER F</b>	TB29688100	20x2.00	54-406	60	Wire	625	Super Tacky	50	ST
<b>CREEPY CRAWLER R</b>	TB35877000	20x2.50	67-387	25	Wire	1070	Super Tacky	50	ST

## MODULAR VALVE SYSTEM

MODEL	PART #	SIZE	WEIGHT (G)	COLOR	VALVE TYPE
<b>MVS STEMS</b>	OT00119000	60MM	4	Black	MVS
	OT00127000	60MM	4	Orange	MVS
	OT00128000	80MM	5	Black	MVS
	OT00136000	80MM	5	Orange	MVS
<b>MVS FLYWEIGHT TUBE</b>	IB65002000	26x1.90/2.125 FLYWEIGHTTUBE	91 (nonvalve)	Black	MVS
	IB84002000	700x18/25C FLYWEIGHTTUBE	47 (nonvalve)	Black	MVS
<b>MVS ULTRALIGHT TUBE</b>	IB65001000	26x1.90/2.125 ULTRALIGHTTUBE	122 (nonvalve)	Black	MVS
	IB84001000	700x18/25C ULTRALIGHTTUBE	62 (nonvalve)	Black	MVS

## TUBES

MODEL	PART #	SIZE	WEIGHT (G)	VALVE TYPE	
<b>DOWNHILL</b>	IB49959900	24x2.50/2.70	429	Presta RVC	
	IB49963000	24x2.50/2.70	429	Schrader	
	IB68560100	26x2.50/2.70	451	Presta RVC	
	IB68566000	26x2.50/2.70	451	Schrader	
	<b>FAT/PLUS</b>	IB68600200	26x3.8/5.0	433	Presta RVC
		IB68600800	26x3.8/5.0	433	Schrader
<b>FLYWEIGHT</b>	IB75660000	27.5x3.8/5.0	442	Presta RVC	
	IB75665000	27.5x3.8/5.0	443	Presta 48mm RVC	
	IB75670000	27.5x3.8/5.0	442	Schrader	
	IB75501000	27.5x2.5/3.0	367	Presta RVC	
	IB75511000	27.5x2.5/3.0	367	Schrader	
	IB97200200	29x2.5/3.0	393	Presta RVC	
<b>FREERIDE</b>	IB97200400	29x2.5/3.0	394	Presta 48mm RVC	
	SIB6388410	26x1.90/2.125	95	Presta RVC	
	SIB7512000	27.5x1.90/2.125	110	Presta RVC	
	SIB6987820	700x18/25C	52	Presta 60mm RVC	
	SIB9684500	29x1.90/2.125	117	Presta RVC	
	IB67446800	26x2.20/2.50	294	Presta RVC	
<b>ULTRALIGHT</b>	IB67445000	26x2.20/2.50	294	Schrader	
	IB75102000	27.5x2.20/2.50	329	Schrader	
	IB75105100	27.5x2.2/2.5	329	Presta RVC	
	IB75109100	27.5x2.2/2.5	330	Presta 48mm RVC	
	IB25400000	20x1.50/1.75	83	Schrader	
	IB29520000	20x1.90/2.125	96	Schrader	
<b>ULTRALIGHT</b>	IB60064200	26x1.50/1.75	110	Presta 48mm RVC	
	IB63810000	26x1.90/2.125	127	Schrader	
	IB75076300	27.5x1.90/2.35	146	Presta RVC	
	IB75077200	27.5x1.90/2.35	147	Presta 48mm RVC	
	IB96827400	29x1.90/2.35	156	Presta RVC	
	IB96827600	29x1.90/2.35	157	Presta 48mm RVC	

## TUBES

MODEL	PART #	SIZE	WEIGHT (G)	VALVE TYPE
<b>WELTER WEIGHT</b>	IB14205000	16x1.90/2.125	97	Schrader
	IB29513000	20x1.90/2.125	123	Schrader
	IB22993000	20x1 1/4-1 3/8	106	Presta RVC
	IB29513200	20x1.90/2.125	122	Presta RVC
	IB48713000	24x1.90/2.125	148	Presta RVC
	IB49899000	24x2.125	166	Schrader
	IB63464200	26x1.90/2.125	162	Presta RVC
	IB67681000	26x2.125	181	Schrader
	IB75078400	27.5x1.90/2.35	188	Presta RVC
	IB75079300	27.5x1.90/2.35	189	Presta 48mm RVC
	IB75097100	27.5x2.20/2.50	225	Presta RVC
	IB96826100	29x1.90/2.35	178	Presta RVC
	IB81555100	700x18/25.27x7/8-1	85	Presta 48mm RVC
	IB81556100	700x18/25.27x7/8-1	86	Presta 60mm RVC
	IB94198100	700x35/45.27x1 3/8-1 3/4	128	Presta RVC



KEARNS

GORE

DEWAELE

